

GRADES
K-6

THE WISE MEN

Printable Lesson Kit



M **GHTY MESSAGES**

THANK YOU

Thank you for ordering from www.TeachSundaySchool.com. We strive to offer you top notch Bible teaching tools. Feel free to contact us with any questions a marykate@teachsundayschool.com.

HOW TO PRINT

If you are having any trouble printing, here are some helpful tips:

- 1) Adobe Acrobat PDF Reader is the most universal PDF reader and comes standard on most computers. If you are having issues, check to make sure you are using a recent version of Adobe, which is available free online here.
- 2) If for any reason a page is being cut off, when you push the “print” button and the dialogue box pops up, check the box “fit”.

TERMS OF USE

The material enclosed is copyrighted. You do not have resell rights or giveaway rights to the material provided herein. Only customers that have purchased this material are authorized to view it.

Allowed:

You are able to print as many times as you would like for personal, family, or single church/school use. (Please show this to any printer you may take this to in order to prove that you are not infringing on the copyright by printing this file).

If you would like to use this file for multiple schools or churches, please email us at marykate@teachsundayschool.com for information on a bundle purchase price.

Not Allowed:

This digital file cannot be given to anyone else. In order to own a digital file, it must be purchased. This file is never to be emailed to anyone else for the purpose of giving it to them or sharing it with them. In order to own a file, it must be purchased.

Do not post this file, or images from this file on a blog, website, or anything like it for the purpose of giving it away or selling it.

Do not change this file in any way.

Do not use all or part of this file for commercial use in any way.

Anything that is not meant for the intended use of this file, which is for personal, family, or single church/school use is not allowed. We are offering this as a digital file for the convenience of our customers. Any abuse of that is not allowed.

If you feel you have obtained an unauthorized copy of this material, please email us at marykate@teachsundayschool.com.

LEGAL NOTICE

While all attempts have been made to verify information provided in this publication, neither the author nor the publisher assumes any responsibility for errors, omissions or contrary interpretation of the subject matter herein. The publisher wants to stress that the information contained herein may be subject to varying state and / or local laws or regulations. All users are advised to retain competent counsel to determine what state and / or local laws or regulations may apply to the user’s particular operation.

The purchaser or reader of this publication assumes responsibility for the use of these materials and information. Adherence to all applicable laws and regulations, federal, state and local, governing professional licensing, operation practices, and all other aspects of operation in the US or any other jurisdiction is the sole responsibility of the purchaser or reader. The publisher and author assume no responsibility or liability whatsoever on the behalf of any purchaser or reader of these materials. Any perceived slights of specific people or organizations is unintentional.

CONTENTS

Lesson Overview	4
Scripture & Lesson	5
Printable Craft	8
Game	12
Coloring Page	14
Word Search	15
Crossword Puzzle	16
Parent Handout	17
At-A-Glance	18
Learning Lookups	19
Quiz	20
Answer Key	21
Certificate of Completion	22

THE WISE MEN

LESSON OVERVIEW

THE WISE MEN MIGHTY MESSAGES

This lesson on the Wise Men who came to see the baby Jesus will give students confidence when listening to their spirit, which combined with the Holy Spirit, will keep them on the path God wants. The Wise Men, also known as the Magi, had to sidestep incredible danger from a brutal king, and they did so by believing their spirits. In their spirits, the Holy Spirit caused them to dream dreams, along with Jesus' father Joseph.

How to Use the Lesson Kit:

This kit includes a variety of activities that you can select from to customize your perfect lesson. We suggest beginning with the Scripture Reading & Lesson followed by the Discussion Questions. From there, feel free to mix & match the activities to build your lesson plan based on the time you have allotted and the age level/interests of your kids.



WHAT'S INCLUDED:

- Scripture Reading & Lesson
- Discussion Questions
- Printable Craft
- Game
- Coloring Page
- Wordsearch
- Crossword Puzzle
- Learning Lookups Journaling
- Parent Handout
- Quiz
- Reference Sheet
- Certificate of Completion
- Answer Page



MATERIALS LIST:

- Crayons
- Glue sticks
- Scissors
- Small Hole Punch
- String or thin elastic
- Bead bigger than Hole Punch opening
- Prize (game, optional)
- Pencils or pens
- Bibles (electronic or hardcopy)

THE WISE MEN

SCRIPTURE & LESSON

PASSAGE (NIV): MATTHEW 2:1-23

Read the following excerpts as shown (NIV translation), or read from your chosen Bible translation:



Matthew 2:1-23

After Jesus was born in Bethlehem in Judea, during the time of King Herod, Magi from the east came to Jerusalem ² and asked, “Where is the one who has been born king of the Jews? We saw his star when it rose and have come to worship him.”

³ When King Herod heard this he was disturbed, and all Jerusalem with him. ⁴ When he had called together all the people’s chief priests and teachers of the law, he asked them where the Messiah was to be born. ⁵ “In Bethlehem in Judea,” they replied, “for this is what the prophet has written:

⁶ “But you, Bethlehem, in the land of Judah,
are by no means least among the rulers of Judah;
for out of you will come a ruler
who will shepherd my people Israel.”

⁷ Then Herod called the Magi secretly and found out from them the exact time the star had appeared. ⁸ He sent them to Bethlehem and said, “Go and search carefully for the child. As soon as you find him, report to me, so that I too may go and worship him.”

⁹ After they had heard the king, they went on their way, and the star they had seen when it rose went ahead of them until it stopped over the place where the child was. ¹⁰ When they saw the star, they were overjoyed. ¹¹ On coming to the house, they saw the child with his mother Mary, and they bowed down and worshiped him. Then they opened their treasures and presented him with gifts of gold, frankincense and myrrh. ¹² And having been warned in a dream not to go back to Herod, they returned to their country by another route.

¹³ When they had gone, an angel of the Lord appeared to Joseph in a dream. “Get up,” he said, “take the child and his mother and escape to Egypt. Stay there until I tell you, for Herod is going to search for the child to kill him.”

¹⁴ So he got up, took the child and his mother during the night and left for Egypt, ¹⁵ where he stayed until the death of Herod. And so was fulfilled what the Lord had said through the prophet: “Out of Egypt I called my son.”



Matthew 2:1-23

¹⁶ When Herod realized that he had been outwitted by the Magi, he was furious, and he gave orders to kill all the boys in Bethlehem and its vicinity who were two years old and under, in accordance with the time he had learned from the Magi. ¹⁷ Then what was said through the prophet Jeremiah was fulfilled:

¹⁸ “A voice is heard in Ramah,
weeping and great mourning,
Rachel weeping for her children
and refusing to be comforted,
because they are no more.”

¹⁹ After Herod died, an angel of the Lord appeared in a dream to Joseph in Egypt ²⁰ and said, “Get up, take the child and his mother and go to the land of Israel, for those who were trying to take the child’s life are dead.”

²¹ So he got up, took the child and his mother and went to the land of Israel. ²² But when he heard that Archelaus was reigning in Judea in place of his father Herod, he was afraid to go there. Having been warned in a dream, he withdrew to the district of Galilee, ²³ and he went and lived in a town called Nazareth. So was fulfilled what was said through the prophets, that he would be called a Nazarene.

Questions for Children about the Wise Men

1. When the Wise Men told Herod they had come far to worship a newborn king, Herod responded in a certain way (see verse 8) Was Herod being honestly excited or deceitful? Deceitful. What did he really want? *He was afraid of the power being taken from him and his family and given to another. He wanted to kill any such threat, even if it was just an infant.*

2. What were the Wise Men warned of in a dream? (see verse 12) Not to go back to Herod and tell him where the Baby Jesus was. Joseph, Jesus' father, also had several dreams. One was recorded a chapter earlier. An angel revealed to him in a dream that he should marry Mary. Here in Chapter 2, he was warned of two things by dreams. What were they? (See Verses 19 and 22). *To take Mary and Jesus to Egypt; and to return from Egypt after Herod died, and go live in Nazareth, which is in Galilee.*

3. There was a lot of dreaming going on around Jesus' birth! Why do you think God spoke to Joseph and the Magi in dreams? *They were involved in very important actions historically and were aiding a very important baby—the Messiah. Do you think God would warn people today by using dreams? Take answers. The long and short of it is that if we draw close enough to God that we are assured of doing important things according to his will, we would most assuredly find access to God through dreams. God also uses his Word, answered prayer, and the voices and hearts of others to show us the way.*



TEACHER'S MIGHTY MESSAGE

The Wise Men knew approximately where the Messiah had been born and when. But they may have had misgivings about this long journey. They were from an area which is now in either Iraq, Iran, or Saudi Arabia, which could have been over a thousand miles from Bethlehem. Most scholars believe their journey took place in the dead of winter. It was cold. They were masters of astrology. But could their star data be wrong?

They became very important characters in Bible history by following their faith.

There will be times in our lives when we know the right choice. And making the right choice will seem harder than making the wrong choice. God asks us not to be lazy. He asks us to love others. Being angry and unforgiving might be easier. He asks us to pray to him, when it seems easier to talk to friends whom we can hear aloud, touch, and see.

Like the Wise Men, our lives will be a journey that is sometimes cold, dark, and uncomfortable. The Wise Men's lives led them to be known around the world 2,000 years later by nearly every person on planet earth. Their lives led them to be able to stand next to Jesus, to touch him and worship him.

What do we want in our lives? Let's learn to choose the harder path when it is the right path. We want to be like the Wise Men, drawing nearer to God and becoming part of incredible experiences both on earth and in heaven.



THE WISE MEN

PRINTABLE CRAFT



MATERIALS:

- The Wise Men Printable Craft File (three pages that follow)
- White Paper or Crdstock
- Coloring Utensils
- Scissors
- Glue
- Small Hole Punch
- String or thin elastic
- Bead bigger than Hole Punch opening





PREPARATION:

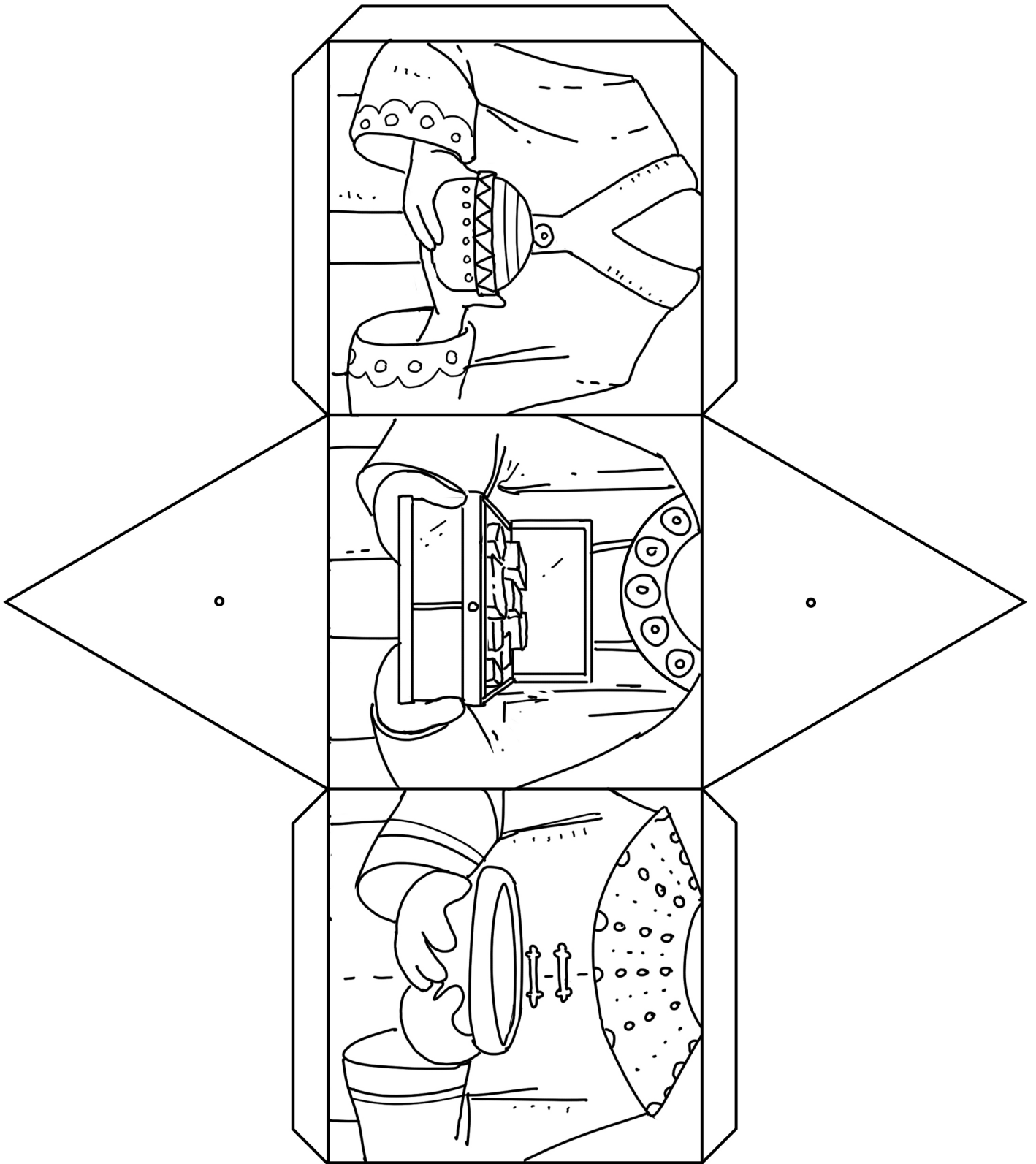
- Print one copy of heads, arms, and legs page per student

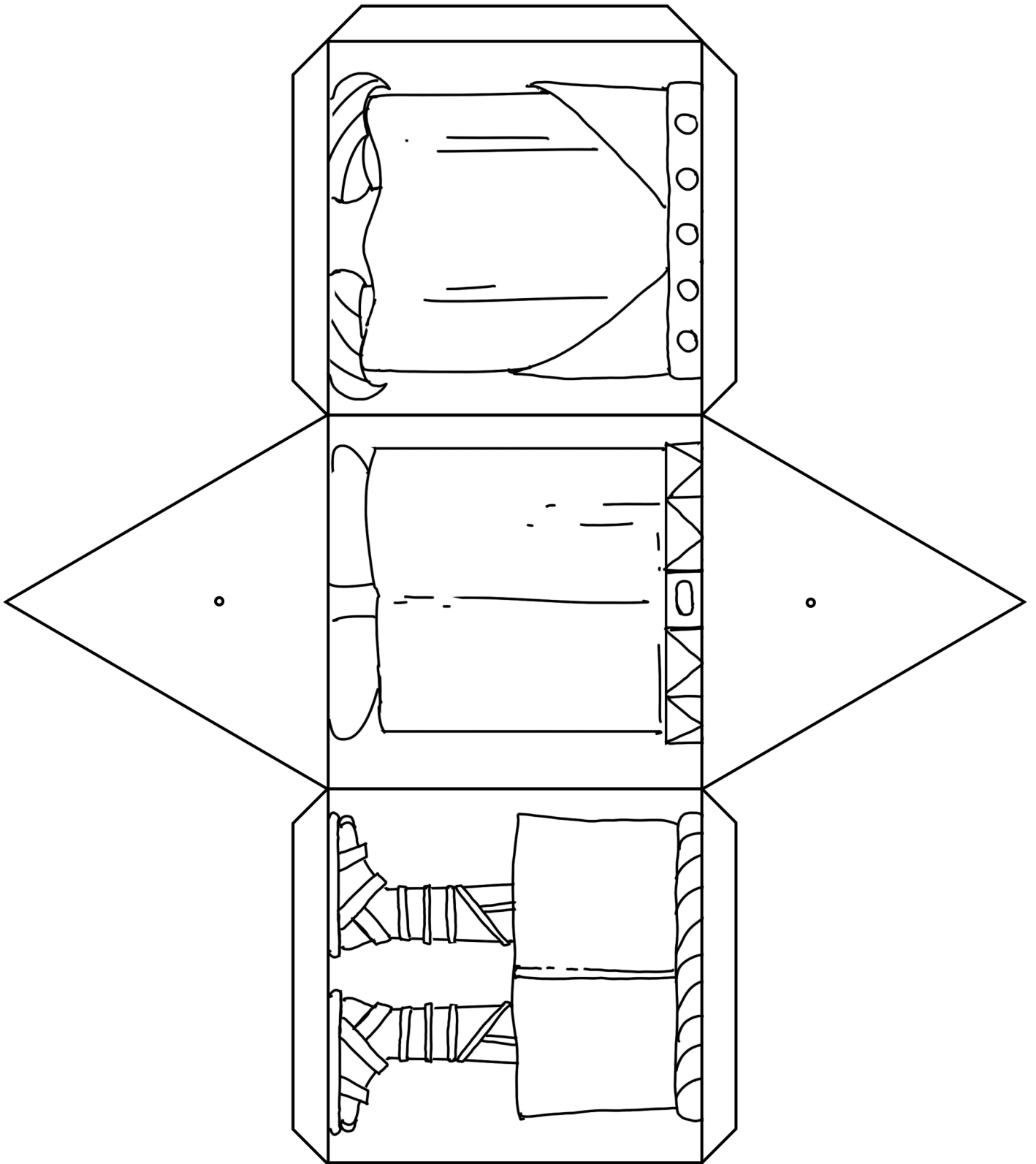
INSTRUCTIONS:

1. Color pages as desired.
2. Cut out each head, arm, and leg piece
3. Fold head, arm and leg pieces on designated lines. Then using the hole punch, punch small holes on top and bottom triangle of each piece
4. Cut sting or elastic to desired length, long enough to pass through all pieces with some additional length to secure the bottom and to hang at the top. On one end of elastic or string, tie bead to secure end
5. Starting with leg piece, thread the elastic or string through the hole at the bottom triangle of the legs first then through the top of leg triangle. Then add glue and paste together to form triangular prism
6. Continue with threading elastic or string through the arms piece, and gluing folds to create second triangular prism. Repeat again with head piece to form the last triangular prism
7. Rotate prisms to create different variations of the three kings











GAME

HARD CHOICE, EASY CHOICE

It's easy, almost like an encouraging discussion. Read from this list of hard choices, then have students say what the easy choice would have been and why the hard choice would help them build faith and character. The message is we may not end up famous like the Wise Men, but we can end up pleasing God and getting some applause from his angels. It's worth it!



MATERIALS:

- List of hard choices (next page)
- Prize (optional)

Preparation

- None



INSTRUCTIONS:

1. Have one student stand beside you. Read the first tough choice. Have the student say what the easier choice would have been. Have the student say what good things could come from having made the tough choice, such as greater courage, greater physical strength, a joyous feeling, etc. Allow other students to add their own thoughts after the standing student finishes.
2. Repeat this process for all 10 tough choices, or as many as you have time for.
3. At the end, have the class vote on the "Student Most Likely to see Good in Hard Situations". Give out the prize if you have one.

Conclusion

We will spend our lives facing one tough choice after another. As the book of Hebrews says, "let us throw off everything that hinders and the sin that so easily entangles. And let us run with perseverance the race marked out for us, fixing our eyes on Jesus, the pioneer and perfecter of faith." The Wise Men met Jesus face-to-face. So will we, if we honor God in our lives with the wisest choices.



LIST OF HARD CHOICES

1. You choose to clean your entire room from top to bottom. (What would the opposite choice have been? How would this choice make you a stronger or more spiritual person?)
.....
2. You choose to walk a mile to school after your mom's car breaks down. (What would the opposite choice have been? How would this choice make you a stronger or more spiritual person?)
.....
3. You do the best you can, but realize you will fail this test you didn't study for. The person sitting beside you usually gets all the answers right, but you refuse to copy. (What would the opposite choice have been? How would this choice make you a stronger or more spiritual person?)
.....
4. You're elected to be a team captain during a game and you take turns with the other captain to pick your teammates. You see a kid who rarely gets picked until the very end because he's not very coordinated. You let him be your second pick. (What would the opposite choice have been? How would this choice make you a stronger or more spiritual person?)
.....
5. Everyone is gossiping about a person in your class. You think of something nice to say about that person. (What would the opposite choice have been? How would this choice make you a stronger or more spiritual person?)
.....
6. You watch someone get bullied. The bullies are still staring at the person as he passes you. But you say something nice to him like "Don't listen to them. It isn't true." (What would the opposite choice have been? How would this choice make you a stronger or more spiritual person?)
.....
7. You choose to make cookies for a lonely neighbor after school, even though you are tired, and you spend time looking for her. (What would the opposite choice have been? How would this choice make you a stronger or more spiritual person?)
.....
8. You've gotten yourself into the habit of spending half an hour before bed each night to read your Bible and pray. (What would the opposite choice have been? How would this choice make you a stronger or more spiritual person?)
.....
9. Go through your closet for all the clothes that don't fit you and give them away to someone in need. (What would the opposite choice have been? How would this choice make you a stronger or more spiritual person?)
.....
10. You let your overnight guest pick your snack for the night while at the supermarket with your mom. Then you let the person pick the movie you will watch together that night even though you don't think you'll like it. (What would the opposite choice have been? How would this choice make you a stronger or more spiritual person?)

Color by Numbers!

1 = Blue

3 = Light blue

5 = Orange

7 = Brown

9 = Purple


2 = Yellow

4 = Red

6 = Skin tone

8 = Gray

10 = Green



The wise men see Jesus.

Matthew 2



WORD SEARCH

Instructions: We call them the Wise Men because they were well-studied and made wise choices. There are many words to describe a wise person. Some of them are below. Find them in the puzzle and try to become them in your lives.

S	V	L	B	C	M	P	E	R	S	I	S	T	E	N	T
O	S	E	T	T	L	E	D	D	X	R	E	A	D	Y	A
P	A	Z	X	A	S	S	E	R	T	I	V	E	G	B	W
H	Y	F	A	I	T	H	F	U	L	W	J	H	P	N	C
I	W	N	B	J	G	Y	G	Z	M	A	Y	X	E	P	O
S	I	V	C	Q	C	S	P	R	T	G	Q	C	R	E	N
T	D	I	D	S	U	P	R	P	O	H	O	A	F	K	S
I	I	C	E	E	L	C	I	P	P	W	F	E	E	L	I
C	S	T	V	A	T	O	M	G	R	O	N	G	C	G	S
A	C	O	E	S	I	M	E	Y	G	E	V	Q	T	V	T
T	E	R	L	O	V	P	R	L	Y	T	P	E	E	F	E
E	R	I	O	N	A	L	S	B	O	U	R	A	D	I	N
D	N	O	P	E	T	E	N	Q	L	U	H	W	R	T	T
T	I	U	E	D	E	T	B	K	T	A	W	U	A	E	M
S	N	S	D	U	D	E	L	A	J	O	Y	O	U	S	D
Q	G	K	Z	I	J	X	M	K	F	X	Z	I	R	R	P

Words to Find:

**MATURE
SOPHISTICATED
COMPLETE
CULTIVATED
DEVELOPED**

**FIT
GROWN
PERFECTED
PREPARED
PRIME**


**READY
SEASONED
SETTLED
JOYOUS
FAITHFUL**

**VICTORIOUS
CONSISTENT
PERSISTENT
ASSERTIVE
DISCERNING**



CROSSWORD PUZZLE

Instructions: Use your At-A-Glance Sheet on Truths & Myths about the Wise Men to fill in the crossword below (and actually find out the truth about who these men were!)



Across

- 2. It is thought the wise men came from Sheba, in this country
- 3. The longest and hardest word to spell of the three gifts
- 4. Number of Wise Men according to our cultures and traditions
- 7. Name of the evil king
- 10. Kind of place the Wise Men actually found Jesus

Down

- 1. Where the Wise Men came from, for sure
- 5. There was no mention of these animals in the story
- 6. Animals used by the upper class to travel in Jesus' time
- 8. Prophet who foretold Christ's birth in Bethlehem
- 9. There has never been evidence that the Wise Men were actually these

THE WISE MEN

PARENT HANDOUT



Scriptures to Read: Matthew 2:1-13



This Week We Learned About ...

...the Wise Men who came to see the baby Jesus. The message is meant to give students confidence when listening to their spirits, which combined with the Holy Spirit, will keep them on the path God wants. The Wise Men, also known as the Magi, had to sidestep incredible danger from a brutal king, and they did so by believing their spirits. In their spirits, the Holy Spirit caused them - and Jesus' father Joseph - to dream dreams.



✓ Questions for Kids:

1. How did the Magi find Jesus?
A. They followed a star.
2. Where did the angel tell Joseph to take Jesus? **A. To Egypt.**
3. In what town was the Messiah to be born?
A. Bethlehem.

✓ Dinner Table Discussion:

The Wise Men listened to their conscience, or the voice telling them the right thing to do. Think of a time when you knew the right thing to do because you felt it in your heart. Tell the story.

Sometimes people give us a hard time when we do the right thing. Can you think of some ways to find encouragement when the people around you are making fun of you or angry that you did the right thing?

Scripture Notes (tuck in lunchboxes, tape to mirrors, etc.):



*Walk with the wise and become wise,
for a companion of fools suffers harm.*
Proverbs 13:20



Have nothing to do with the fruitless deeds of darkness, but rather expose them. **Ephesians 5:11**



*My son, if sinful men entice you,
do not give in to them.*
Proverbs 1:10

THE WISE MEN

AT A GLANCE: TRUTHS & MYTHS ABOUT THE WISE MEN

Every Christmas we hear the story of three wise men visiting the manger scene and bringing gifts to the baby Jesus. The truths concerning these men are important—but the story is also full of folklore! Here are some truths and some myths about the Wise Men:

TRUTH #1

THEY CAME FROM SOMEWHERE IN "THE EAST."

This could be anywhere from faraway India to the nearby eastern side of the Dead Sea. Many scholars believe the Wise Men were from the land of Sheba in Arabia.

TRUTH #2

THEY BROUGHT GOLD, FRANKINCENSE, AND MYRRH.

Catholic scholars have placed eerie forebodings on each of these gifts: gold was the traditional gift for a king; frankincense was a gift for a priest; and myrrh was a traditional burial ointment, a gift for one who would die!

TRUTH #3

THEY USED A STAR TO GUIDE THEM TO JESUS AFTER ENTERING BETHLEHEM.

Verse 9 clearly says that the star helped them find Jesus at the end of their journey.

Now, here are some common myths!

MYTH #1

THERE WERE THREE WISE MEN.

The Bible doesn't say how many Wise Men there were. It has been assumed because three gifts were mentioned--gold, frankincense, and myrrh—that there was one man for each gift. However, there may have been more unmentioned gifts, and there may have been anywhere from two to 10 Wise Men - or more!

MYTH #2

THEY RODE CAMELS.

There are no camels mentioned in the Bible story, and people from "the East" often rode Arabian horses to get places. At the time of Christ, camels were used like donkeys, as pack animals. Horses were used by the upper class for long-distance travel.

MYTH #3

THEY FOLLOWED A BRIGHT STAR.

Matthew never says that the Wise Men followed a star all the way from the East. He says they saw a star before leaving home and again after leaving King Herod. The Wise Men studied astrology, and the star was a sign of the birth of the Messiah. But what landed them in Bethlehem was an Old Testament prophecy by the prophet Micah, which they brought up to King Herod:

"But you, Bethlehem, in the land of Judah,
are by no means least among the rulers of Judah;
for out of you will come a ruler
who will shepherd my people Israel." (--Micah 5:2, 4)

MYTH #4

THEY WERE KINGS.

This bit of lore could have started with the adoption of the famed Christmas song, "We Three Kings." They had royal connections and were certainly inquired of and entrusted by kings (including Herod). But there is no evidence they were royalty themselves.

MYTH #5

THEY VISITED THE ACTUAL MANGER.

The text in Matthew 11 says they visited Jesus in a house. However inhospitable Bethlehem had appeared went Mary gave birth, someone had taken the couple and baby in. Joseph and Mary had initially come to Bethlehem to take part in a census, which would have gathered all of Joseph's relatives, from Bethlehem and other places. It is likely they were taken in by members of Joseph's family, and that's where the Wise Men found them.

Lookup: Micah 5:2 and write it down.


Lookup: Isaiah 7:14 and write it down.

Question: Both these verses give compelling prophecies that line up with the life of Christ 700 years before it took place. Some people do not believe Jesus is the Messiah. What is one thing you can say to defend him, having read these?

Create a prayer below. Speak to God and write it. Ask God to help you defend Jesus in these diverse times. Use your own words:

THE WISE MEN

QUIZ



Instructions: Use the NIV version of Matthew 2:1-23 to fill in most answers to the quiz below and learn more about the famous men who traveled hundreds of miles to see the baby Messiah (LONG before the days of cars!). Some answers are common sense at which the scriptures hint. Choose from the answers at the bottom:

LEARN THE MAGI SCRIPTURES IN MATTHEW

1. We like to think there were this many Wise Men (though we are not sure):

2. The Wise Men wanted to do this upon seeing Jesus: _____
3. The other name for wise men is this: _____
4. Bethlehem is in this land: _____
5. The Wise Men met the evil King Herod in this city: _____
6. The Wise Men brought Jesus gifts. They were gold, frankincense and this:

7. The Wise Men saw Jesus and this relative of his: _____
8. Type of place where they found Jesus is this: _____
9. Joseph was warned of danger in this way: _____
10. This type of figure warned Joseph: _____
11. Joseph took his wife and son to this country to escape danger:

12. After returning to Israel, Joseph, Mary and Jesus settled down here: In the city of _____ in the district of _____

Word Bank:

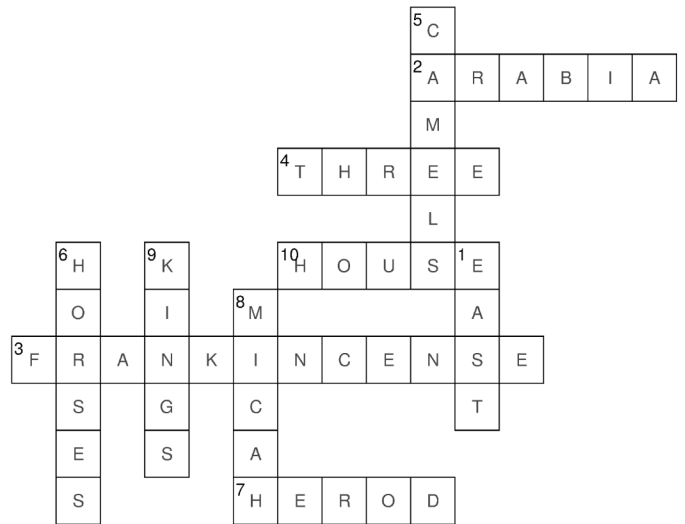

Angel
Dream
Egypt
Galilee

House
Jerusalem
Judah
Magi

Mother
Myrrh
Nazareth
Three
Worship



ANSWER KEY



Teacher's QUIZ ANSWERS in order:

1. Three
2. Worship
3. Magi
4. Judah
5. Jerusalem
6. Mother
7. House
8. Dream
9. Angel
10. Egypt
11. Murder
12. Nazareth, Galilee



THE MISSE MEN

CERTIFICATE OF COMPLETION

NAME:

DATE:

