

GRADES
K-6

THE LAST SUPPER

Printable Lesson Kit



M **GHTY MESSAGES**

THANK YOU

Thank you for ordering from www.TeachSundaySchool.com. We strive to offer you top notch Bible teaching tools. Feel free to contact us with any questions a marykate@teachsundayschool.com.

HOW TO PRINT

If you are having any trouble printing, here are some helpful tips:

- 1) Adobe Acrobat PDF Reader is the most universal PDF reader and comes standard on most computers. If you are having issues, check to make sure you are using a recent version of Adobe, which is available free online here.
- 2) If for any reason a page is being cut off, when you push the “print” button and the dialogue box pops up, check the box “fit”.

TERMS OF USE

The material enclosed is copyrighted. You do not have resell rights or giveaway rights to the material provided herein. Only customers that have purchased this material are authorized to view it.

Allowed:

You are able to print as many times as you would like for personal, family, or single church/school use. (Please show this to any printer you may take this to in order to prove that you are not infringing on the copyright by printing this file).

If you would like to use this file for multiple schools or churches, please email us at marykate@teachsundayschool.com for information on a bundle purchase price.

Not Allowed:

This digital file cannot be given to anyone else. In order to own a digital file, it must be purchased. This file is never to be emailed to anyone else for the purpose of giving it to them or sharing it with them. In order to own a file, it must be purchased.

Do not post this file, or images from this file on a blog, website, or anything like it for the purpose of giving it away or selling it.

Do not change this file in any way.

Do not use all or part of this file for commercial use in any way.

Anything that is not meant for the intended use of this file, which is for personal, family, or single church/school use is not allowed. We are offering this as a digital file for the convenience of our customers. Any abuse of that is not allowed.

If you feel you have obtained an unauthorized copy of this material, please email us at marykate@teachsundayschool.com.

LEGAL NOTICE

While all attempts have been made to verify information provided in this publication, neither the author nor the publisher assumes any responsibility for errors, omissions or contrary interpretation of the subject matter herein. The publisher wants to stress that the information contained herein may be subject to varying state and / or local laws or regulations. All users are advised to retain competent counsel to determine what state and / or local laws or regulations may apply to the user’s particular operation.

The purchaser or reader of this publication assumes responsibility for the use of these materials and information. Adherence to all applicable laws and regulations, federal, state and local, governing professional licensing, operation practices, and all other aspects of operation in the US or any other jurisdiction is the sole responsibility of the purchaser or reader. The publisher and author assume no responsibility or liability whatsoever on the behalf of any purchaser or reader of these materials. Any perceived slights of specific people or organizations is unintentional.

CONTENTS

Lesson Overview	4
Scripture & Lesson	5
Printable Craft	7
Game	9
Coloring Page	12
Word Search	13
Crossword Puzzle	14
Parent Handout	15
At-A-Glance	16
Learning Lookups	17
Quiz	18
Answer Key	19
Certificate of Completion	20

THE LAST SUPPER

LESSON OVERVIEW



THE LAST SUPPER MIGHTY MESSAGES

This Lesson on the Last Supper will teach students why Jesus used bread and wine as symbols of his flesh and blood and why this tradition has remained important for what is approaching 2,000 years. People still celebrate Communion in homes, churches, on battlefronts, and out in nature, so understanding its meaning is a must!



How to Use the Lesson Kit:

This kit includes a variety of activities that you can select from to customize your perfect lesson. We suggest beginning with the Scripture Reading & Lesson followed by the Discussion Questions. From there, feel free to mix & match the activities to build your lesson plan based on the time you have allotted and the age level/interests of your kids.



WHAT'S INCLUDED:

- Scripture Reading & Lesson
- Discussion Questions
- Printable Craft
- Game
- Coloring Page
- Wordsearch
- Crossword Puzzle
- Learning Lookups Journaling
- Parent Handout
- Quiz
- Reference Sheet
- Certificate of Completion
- Answer Page



MATERIALS LIST:

- Crayons
- Glue sticks
- Scissors
- Last Supper Game Cards (game)
- White cardstock (craft)
- Pencils or pens
- Bibles (electronic or hardcopy)

THE LAST SUPPER

SCRIPTURE & LESSON

PASSAGE (NIV): LUKE 22:7-23

Read the following excerpts as shown (NIV translation), or read from your chosen Bible translation:



Luke 22:7-23

⁷ Then came the day of Unleavened Bread on which the Passover lamb had to be sacrificed. ⁸ Jesus sent Peter and John, saying, “Go and make preparations for us to eat the Passover.”

⁹ “Where do you want us to prepare for it?” they asked.

¹⁰ He replied, “As you enter the city, a man carrying a jar of water will meet you. Follow him to the house that he enters, ¹¹ and say to the owner of the house, ‘The Teacher asks: Where is the guest room, where I may eat the Passover with my disciples?’ ¹² He will show you a large room upstairs, all furnished. Make preparations there.”

¹³ They left and found things just as Jesus had told them. So they prepared the Passover.

¹⁴ When the hour came, Jesus and his apostles reclined at the table. ¹⁵ And he said to them, “I have eagerly desired to eat this Passover with you before I suffer. ¹⁶ For I tell you, I will not eat it again until it finds fulfillment in the kingdom of God.”

¹⁷ After taking the cup, he gave thanks and said, “Take this and divide it among you.

¹⁸ For I tell you I will not drink again from the fruit of the vine until the kingdom of God comes.”

¹⁹ And he took bread, gave thanks and broke it, and gave it to them, saying, “This is my body given for you; do this in remembrance of me.”

²⁰ In the same way, after the supper he took the cup, saying, “This cup is the new covenant in my blood, which is poured out for you. ²¹ But the hand of him who is going to betray me is with mine on the table. ²² The Son of Man will go as it has been decreed. But woe to that man who betrays him!” ²³ They began to question among themselves which of them it might be who would do this.

Questions for Children about The Last Supper

1. When Jesus shared bread, he compared it to his body. What did he say about his body (Verse 19)? ***It was given (or sacrificed) for you.*** In what way was Jesus' body sacrificed? ***He died on the cross for our wrongdoings.***
2. About the wine, what did Jesus compare it to (Verse 20)? ***His blood, which was poured out on the cross.*** Why is it so important to remember the crucifixion of Jesus? It is the most important act in our faith. ***It means Jesus took our sins upon himself, as we are incapable of being perfect while living under the Fall of Man.***
3. How would you have felt if you were in the Upper Room with Jesus, taking Communion with him? ***Excited.*** What questions would you have asked him? Did you know that taking Communion means you are doing so with Jesus? What will you think about when you take holy Communion? What will you tell Jesus?



TEACHER'S MIGHTY MESSAGE

Jesus gave so few instructions on how to remember him. He didn't suggest any holidays. Christmas, and even Easter, were designed by the church decades after his death and resurrection. Our great God and his son Jesus want to teach humility more than feasting while we are here on earth. Humility will advance the Kingdom of Heaven. Then all who accepted his invitation can enter to a great feast of celebration.

Communion is the one thing Jesus asked us to do to remember him. In 1 Corinthians 11:25 Apostle Paul quotes Jesus about taking bread and drinking wine together: "...do this, whenever you drink it, in remembrance of me." Paul states in Verse 26: For whenever you eat this bread and drink this cup, you proclaim the Lord's death until he comes.

The Last Supper was the way Jesus asks us to remember him. When he shared this new tradition with the disciples, he knew he would be going to his death the next day. It was probably clear to him that there would be at least 2,000 years between his death and his Second Coming. He wanted all the thousands of people who would come to love him to have one tradition in common. He gave Communion as the way.

Mother Theresa and her sisters in India shared Communion every morning. Some Christian churches celebrate Communion once a month. Some share it every service. Most don't let children participate in Communion until they are old enough to understand what they are doing. It is the most important Christian tradition that we all share. Whenever we celebrate and however we celebrate, we should take it as a sign that we are communing with Jesus himself, that he loves us, and until he returns, it's our job to share his love with others.



THE LAST SUPPER

PRINTABLE CRAFT



MATERIALS:

- Last Supper Printable Craft File (follows)
- White Paper or Cardstock
- Coloring Utensils
- Scissors
- Glue



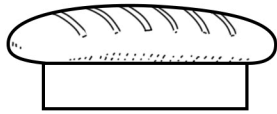
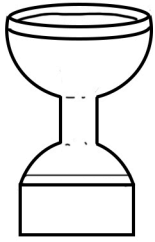
PREPARATION:

- Print one copy of each page per student

INSTRUCTIONS:

1. Color pages as desired
2. Cut out last supper scene and bread and wine pieces
3. Carefully fold along each of the horizontal lines, keeping the printed side on the outside, except for the line between the figure fronts and the table, where the fold will face the outside direction.
4. Add glue to the back of the figure fronts and paste to the front of the figure back so that you can see the printed sides on the outside. Then with opposite fold creating the tabletop, fold the remaining lines to form a square and attach to the bottom of the figure back to secure.
5. Fold and glue bread and wine pieces to complete the table setting





"This is my blood
poured out for you..."
LUKE 22:20



THE LAST SUPPER

"This is my body
broken for you..."
LUKE 22:19





GAME

MEMORIZE 1 CORINTHIANS 11:23-26

This game will give students a jump on memorizing the famous 1 Corinthians passage about the Last Supper's first holy Communion.



MATERIALS:

- Last Supper Game Cards (follows these instructions)
- Unlit candle

Preparation

1. Print out a copy of the Game Cards to be cut into cards and one not to cut, but rather to use as an answer sheet.
2. Cut out the Game Cards per the instructions. Lay the three sets (#1-7 for Verses 23-24 and #1-6 for Verse 25, and one card for Verse 26) in three separate piles on the table. Mix the cards up within the individual verses for 23, 24, and 25.
3. Lay the answer sheet on the table so all can see.



INSTRUCTIONS:

1. Divide the class into two teams. Have one team watch as the other team tries to put the cards to Verses 23-24 in order to match the answer sheet. Have everyone say the verses aloud as they go into place and again at the end.
2. Have the first team watch as the second team tries to put the cards to Verse 25 in order to match the answer sheet. Have everyone say the verses aloud as they do into place and again at the end.
3. Have everyone say Verse 26 together.
4. Have everyone say Verses 23 and 24 together by looking at the cards, then follow with 25 and 26.
5. Then, turn the cards over so the words can't be seen, and pick up the answer sheet so it is out of view. Have them try to say it together.

Conclusion

Let's think of the disciples and Jesus trying this great tradition out together for the first time. Let's try to share their excitement each time we take holy Communion ourselves.

Game Cards: Memorize 1 Corinthians 11:24-26
Cut on the dotted lines.

Verse 23-24

²³THE LORD JESUS,

**ON THE NIGHT HE
WAS BETRAYED,**

TOOK BREAD,

**²⁴AND WHEN HE HAD GIVEN
THANKS**

HE BROKE IT AND SAID,

**"THIS IS MY BODY, WHICH IS FOR
YOU;**

**DO THIS IN REMEMBRANCE OF
ME."**

Verse 25

²⁵IN THE SAME WAY,

**AFTER SUPPER HE TOOK THE CUP,
SAYING,**

"THIS CUP IS THE NEW COVENANT

IN MY BLOOD;


DO THIS, WHENEVER YOU DRINK IT,

IN REMEMBRANCE OF ME."

Game Cards: Memorize 1 Corinthians 11:24-26
Cut on the dotted lines.

Verse 26

²⁶ **FOR WHENEVER YOU EAT
THIS BREAD AND DRINK THIS CUP,
YOU PROCLAIM THE LORD'S
DEATH UNTIL HE COMES.**




LUKE 22:14-34 At the Passover supper, Jesus proclaimed the New Covenant, as well as his betrayal and Peter's denial.

THE LAST SUPPER

WORD SEARCH

At the start of the Last Supper, Jesus insisted on washing the disciples' feet. People's feet got very dirty back then from wearing sandals in dust and mud! It seems kind of gross...until you realize Jesus' motivation. It was the disciples' great lesson on the meaning of all the words below! Find them in the word puzzle - and practice many of them in your own lives.



Words to Find:

HUMILITY
CARE
LOVE
MEEKNESS
SERVICE

SACRIFICE
CLEANSING
HELPING
SHARING
KINDNESS


INTIMACY
DOTING
FORGIVENESS
MERCY
NURTURING

UNDERSTANDING
PARDONING
TOLERANCE
TRUTH
PURIFYING



CROSSWORD PUZZLE

Use your At-A-Glance Sheet on the Three Parts of the Last Supper to fill in the answers to the crossword below - and learn more about this special occasion between Jesus and his Twelve.



Across

2. The three parts include the washing of feet, the meal, and this
3. This disciple objected to Jesus washing his feet
5. This item in Communion symbolizes the body of Christ
8. Jesus was troubled in spirit and did this

Down

1. Jesus wrapped this around his waist
4. "Not just my feet, but my hands and my...."
6. This item in Communion symbolizes Jesus' blood
7. This character entered Judas
9. In taking Communion, you do this to the Lord's name

THE LAST SUPPER

PARENT HANDOUT



Scriptures to Read: Luke 22:7-23



This Week We Learned About ...

...the Last Supper. Students were taught why Jesus used bread and wine as symbols of his flesh and blood and why this tradition has remained important for what is approaching 2,000 years.



✓ Questions for Kids:

1. On what holiday did Jesus and the disciples have the Last Supper? **A. Passover**
2. Jesus called the cup the new what?
A. Covenant
3. Jesus said the bread was his body, which was what? **A. Broken**

✓ Dinner Table Discussion:

Can you think of some reasons why Jesus would want us to take part in Communion (eating the bread & drinking the wine)? What do you think the point is in that ritual? Discuss your ideas.

Do you have your own special things you do that make you feel close to God? (Some people light candles. Others pray in a certain place or sing certain songs.) If so, explain it. If not try to think of something you would enjoy and would help you connect with Jesus.

Scripture Notes (tuck in lunchboxes, tape to mirrors, etc.):



*Then Jesus declared, "I am the bread of life." Whoever comes to me will never go hungry, and whoever believes in me will never be thirsty. **John 6:35***



*When he was at the table with them, he took bread, gave thanks, broke it and began to give it them. **Luke 24:30***



*For Christ also suffered once for sins, the righteous for the unrighteous, to bring you to God. **1 Peter 3:18***

THE LAST SUPPER

AT-A- GLANCE: EVENTS OF THE LAST SUPPER BROKEN DOWN

The Last Supper contains three main parts. They include

- The washing of the Disciples feet
- The meal, including the first holy Communion service
- The betrayal of Jesus.

Below are the most famous scriptures on each of these parts.

PART #1

WASHING THE DISCIPLE'S FEET

JOHN 13:4-9

...so he got up from the meal, took off his outer clothing, and wrapped a towel around his waist. 5 After that, he poured water into a basin and began to wash his disciples' feet, drying them with the towel that was wrapped around him.

⁶ He came to Simon Peter, who said to him, "Lord, are you going to wash my feet?"

⁷ Jesus replied, "You do not realize now what I am doing, but later you will understand."

⁸ "No," said Peter, "you shall never wash my feet."

Jesus answered, "Unless I wash you, you have no part with me."

⁹ "Then, Lord," Simon Peter replied, "not just my feet but my hands and my head as well!"

PART #2

THE MEAL & COMMUNION

1 CORINTHIANS 11:24-26

²⁴and when He had given thanks, He broke it and said, "This is My body, which is for you; do this in remembrance of Me." ²⁵In the same way, after supper He took the cup, saying, "This cup is the new covenant in My blood; do this, as often as you drink it, in remembrance of Me." ²⁶For as often as you eat this bread and drink this cup, you proclaim the Lord's death until He comes...

PART #3

THE BETRAYAL OF CHRIST BY JUDAS ISCARIOT

JOHN 13:21-26

²¹ After he had said this, Jesus was troubled in spirit and testified, "Very truly I tell you, one of you is going to betray me."

²² His disciples stared at one another, at a loss to know which of them he meant. ²³ One of them, the disciple whom Jesus loved, was reclining next to him. ²⁴ Simon Peter motioned to this disciple and said, "Ask him which one he means."

²⁵ Leaning back against Jesus, he asked him, "Lord, who is it?"

²⁶ Jesus answered, "It is the one to whom I will give this piece of bread when I have dipped it in the dish." Then, dipping the piece of bread, he gave it to Judas, the son of Simon Iscariot. ²⁷ As soon as Judas took the bread, Satan entered into him.

Lookup: Ephesians 1:7 and write it down.

Lookup: 1 Peter 1:18-19. Write down Verse 19.

Question: Both these verses say something special about the blood of Christ. Write below your own version of the big message about Christ's blood:

Create a prayer below. Speak to God and write it. Ask God to help you understand and use the lifeblood of Jesus better in your own life. Use your own words:

THE LAST SUPPER

QUIZ



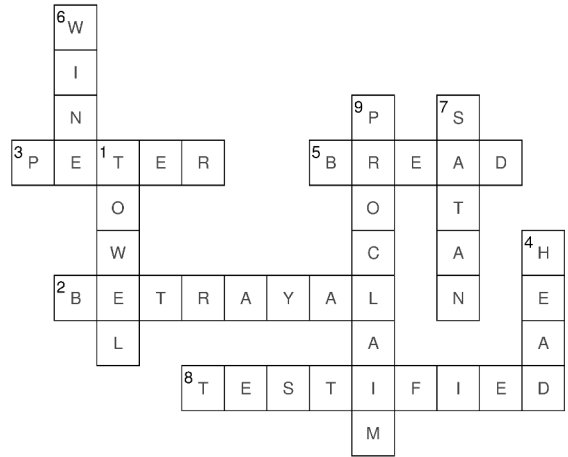

Instructions: Use the scripture from the lesson to fill in the blanks below.

FILL IN THE BLANKS

1. Jesus sent Peter and John, saying, “Go and make preparations for us to eat the _____.”
2. He replied, “As you enter the city, a man carrying a jar of _____ will meet you...”
3. When the hour came, Jesus and his apostles reclined at the table. And he said to them, “I have eagerly desired to eat this Passover with you before I _____.”
4. For I tell you, I will not eat it again until it finds fulfillment in the _____ of God.”
5. After taking the cup, he gave thanks and said, “Take this and _____ it among you.
6. And he took bread, gave thanks and broke it, and gave it to them, saying, “This is my _____ given for you;
7. do this in _____ of me.”
8. “This cup is the new covenant in my _____, which is poured out for you.

THE LAST SUPPER

ANSWER KEY



Quiz Answers:

- Blood
- Body
- Divide
- Kingdom
- Passover
- Remembrance
- Suffer
- Water

THE LAST SUPPER



CERTIFICATE OF COMPLETION

NAME:

DATE: