

GRADES
K-6

THE BIRTH OF JESUS

Printable Lesson Kit



M **GHTY MESSAGES**

THANK YOU

Thank you for ordering from www.TeachSundaySchool.com. We strive to offer you top notch Bible teaching tools. Feel free to contact us with any questions at marykate@teachdayschool.com.

HOW TO PRINT

If you are having any trouble printing, here are some helpful tips:

1) Adobe Acrobat PDF Reader is the most universal PDF reader and comes standard on most computers. If you are having issues, check to make sure you are using a recent version of Adobe, which is available free online here.

2) If for any reason a page is being cut off, when you push the "print" button and the dialogue box pops up, check the box "fit".

TERMS OF USE

The material enclosed is copyrighted. You do not have resell rights or giveaway rights to the material provided herein. Only customers that have purchased this material are authorized to view it.

Allowed:

You are able to print as many times as you would like for personal, family, or single church/school use. (Please show this to any printer you may take this to in order to prove that you are not infringing on the copyright by printing this file).

If you would like to use this file for multiple schools or churches, please email us at marykate@teachdayschool.com for information on a bundle purchase price.

Not Allowed:

This digital file cannot be given to anyone else. In order to own a digital file, it must be purchased.

This file is never to be emailed to anyone else for the purpose of giving it to them or sharing it with them. In order to own a file, it must be purchased.

Do not post this file, or images from this file on a blog, website, or anything like it for the purpose of giving it away or selling it.

Do not change this file in any way.

Do not use all or part of this file for commercial use in any way.

Anything that is not meant for the intended use of this file, which is for personal, family, or single church/school use is not allowed. We are offering this as a digital file for the convenience of our customers. Any abuse of that is not allowed.

If you feel you have obtained an unauthorized copy of this material, please email us at marykate@teachdayschool.com.

LEGAL NOTICE

While all attempts have been made to verify information provided in this publication, neither the author nor the publisher assumes any responsibility for errors, omissions or contrary interpretation of the subject matter herein. The publisher wants to stress that the information contained herein may be subject to varying state and / or local laws or regulations. All users are advised to retain competent counsel to determine what state and / or local laws or regulations may apply to the user's particular operation.

The purchaser or reader of this publication assumes responsibility for the use of these materials and information. Adherence to all applicable laws and regulations, federal, state and local, governing professional licensing, operation practices, and all other aspects of operation in the US or any other jurisdiction is the sole responsibility of the purchaser or reader. The publisher and author assume no responsibility or liability whatsoever on the behalf of any purchaser or reader of these materials. Any perceived slights of specific people or organizations is unintentional.

CONTENTS

Lesson Overview	4
Scripture & Lesson	5
Printable Craft	8
Game	19
Coloring Page	21
Word Search	22
Crossword Puzzle	23
Parent Handout	24
Jesus At-A-Glance	25
Learning Lookups	26
Quiz	27
Answer Key	28
Certificate of Completion	29

THE BIRTH OF JESUS

LESSON OVERVIEW



THE BIRTH OF JESUS MIGHTY MESSAGE

The story of the birth of Jesus Christ makes a great lesson about humility at any time of the year! The Nativity and beginning of Jesus' life will teach children that just because they feel small and unimportant now, God can still have big plans for them! We tend to think it is great to get attention and look important, but we forget the great strength that we can find in humility, as this lesson will show.



How to Use the Lesson Kit:

The story of the birth of Jesus Christ makes a great lesson about humility at any time of the year! The Nativity and beginning of Jesus' life will teach children that just because they feel small and unimportant now, God can still have big plans for them! We tend to think it is great to get attention and look important, but we forget the great strength that we can find in humility, as this lesson will show.



WHAT'S INCLUDED:

- Scripture Reading & Lesson
- Discussion Questions
- Craft: Nativity Ornaments
- Game
- Coloring Page
- Wordsearch
- Crossword Puzzle
- Learning Lookups Journaling
- Parent Handout
- Quiz
- Reference Sheet
- Certificate of Completion
- Answer Page



MATERIALS LIST:

- Crayons
- Glue sticks
- Scissors
- Post-It notes (game)
- Markers (game)
- 20 balloons (game)
- Trash bag, large enough to hold 20 blown-up balloons (game)
- Piece of paper and pen (game)
- Chair (game)
- Pencils or pens
- Bibles (electronic or hardcopy)

THE BIRTH OF JESUS

SCRIPTURE & LESSON

EXCERPTS FROM THE BOOK OF LUKE (NIV)

Read the following excerpts as shown (NIV translation), or read from your chosen Bible translation:



LUKE 2:

¹ In those days Caesar Augustus issued a decree that a census should be taken of the entire Roman world.

² And everyone went to their own town to register.

³ So Joseph also went up from the town of Nazareth in Galilee to Judea, to Bethlehem the town of David, because he belonged to the house and line of David.

⁴ He went there to register with Mary, who was pledged to be married to him and was expecting a child.

⁵ While they were there, the time came for the baby to be born,

⁶ and she gave birth to her firstborn, a son. She wrapped him in cloths and placed him in a manger, because there was no guest room available for them.

⁷ And there were shepherds living out in the fields nearby, keeping watch over their flocks at night.

⁸ An angel of the Lord appeared to them, and the glory of the Lord shone around them, and they were terrified.

⁹ But the angel said to them, “Do not be afraid. I bring you good news that will cause great joy for all the people.

¹⁰ Today in the town of David a Savior has been born to you; he is the Messiah, the Lord.

¹¹ This will be a sign to you: You will find a baby wrapped in cloths and lying in a manger.”

¹² Suddenly a great company of the heavenly host appeared with the angel, praising God and saying,

¹³ “Glory to God in the highest heaven, and on earth peace to those on whom his favor rests.”

¹⁴ When the angels had left them and gone into heaven, the shepherds said to one another, “Let’s go to Bethlehem and see this thing that has happened, which the Lord has told us about.”

¹⁵ So they hurried off and found Mary and Joseph, and the baby, who was lying in the manger.

¹⁶ When they had seen him, they spread the word concerning what had been told them about this child,

¹⁷ and all who heard it were amazed at what the shepherds said to them.

¹⁸ But Mary treasured up all these things and pondered them in her heart.

¹⁹ The shepherds returned, glorifying and praising God for all the things they had heard and seen, which were just as they had been told.

Questions for Children about the Birth of Jesus:

1. A manger is a feeding trough for animals, typically found in a barn or stable. Why do you think God had his Son born in a manger instead of a palace or a castle? **A: God wanted to set an example for us that the big-ticket items of this world don't mean anything to him and shouldn't mean anything to us.** What does the manger birth tell you about how humble Jesus' life would be?
2. Should you be ashamed if your family doesn't have a lot of money, or not as much as others you know? Why or why not?
3. When kids start demanding big or expensive Christmas or birthday presents, why should you be different? What can you do to assure that you don't get caught up in material desires?



TEACHER'S MIGHTY MESSAGE

Jesus' birth was a very humble birth. Jesus' parents, Mary and Joseph, had to take a long journey on dusty, cold roads by foot or on mules. There was no fancy parade to bring them to Bethlehem.

There was no grand hotel where they had the royal suite. The people whom God told about the birth of the Messiah? Shepherds. They are like today's versions of auto mechanics or factory workers. Their hands were rough, their clothes needed to be washed. People tended to value them less than governors or priests or rabbis. But God doesn't.

Jesus was born into humility. His birth was humble. To be humble or have humility means you don't need to show off. You already know who you are. To show humility means you already know that the treasures of this world grow boring fast, and they don't make people happy. To be humble means you are ready for God to do great things with you. That humility always precedes God's greatness. Therefore, we should be thankful and hopeful when we see humble circumstances in our lives.

We will get to be exalted by God in his right time. If it isn't now, be thankful that your humility makes you a lot like Jesus at his birth.



THE BIRTH OF JESUS

PRINTABLE CRAFT

NATIVITY ORNAMENTS







MATERIALS:

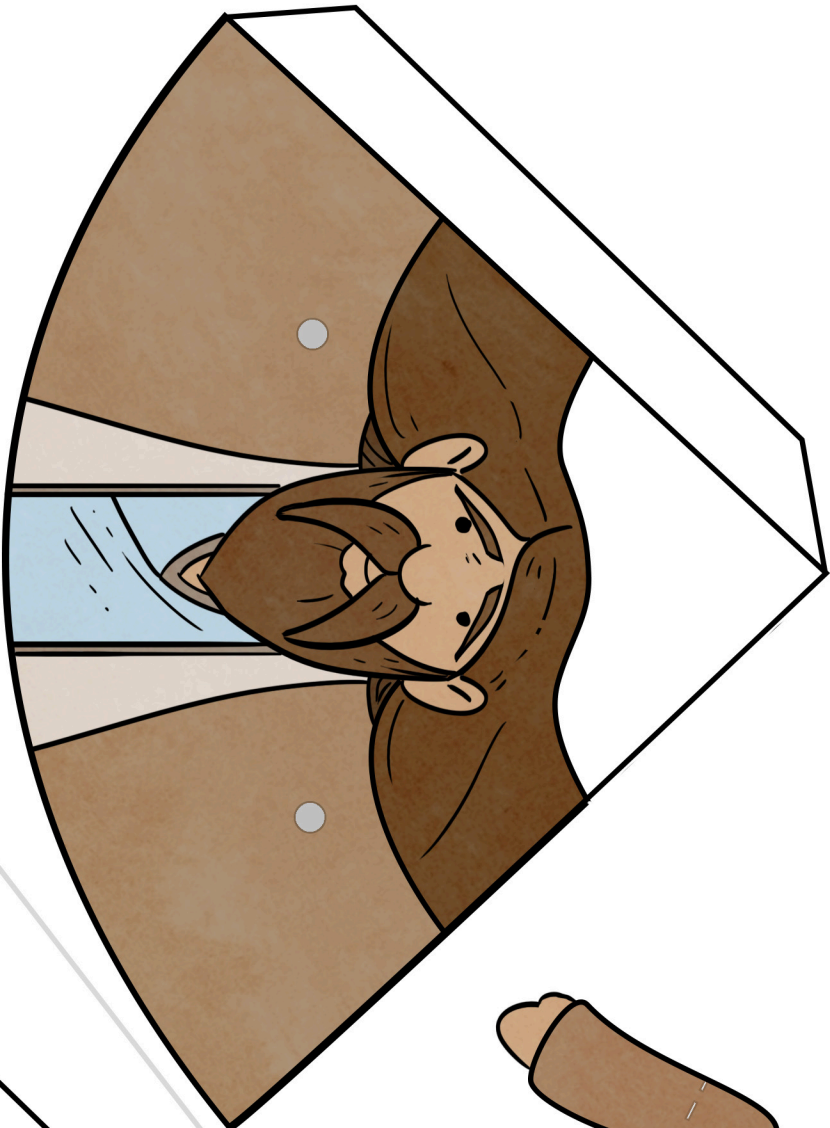
- White paper or card stock
- Coloring utensils
- Scissors
- Glue stick
- Decorative yarn or cord




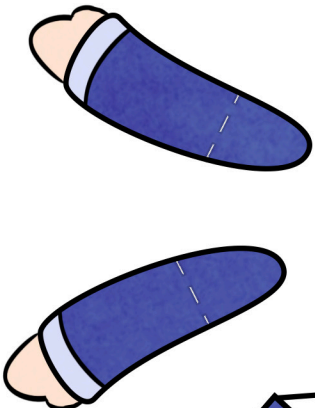
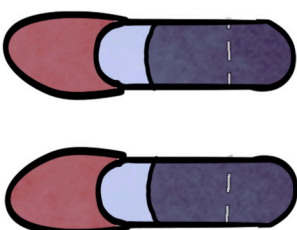
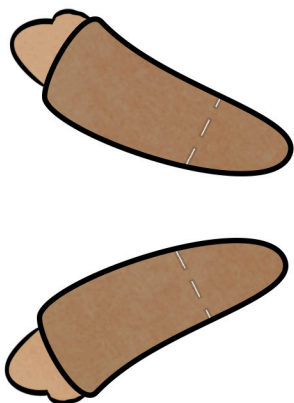
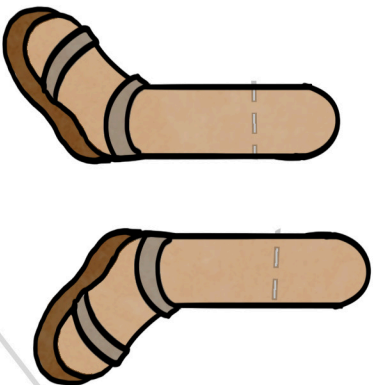
INSTRUCTIONS:

1. Print the Nativity Ornament Templates on white paper or card stock.
2. Color as desired.
3. Cut out the individual pieces.
4. Fold the tab on the body of the ornament, then straighten. Set aside.
5. Cut a length of decorative yarn or cord, 8-10" length. Bring the ends together and knot so that it forms a loop.
6. Place the loop on the underside of the body of the ornament, so that the loop points out the top and the knot is about an inch from the edge. Secure with glue or tape.
7. Apply glue to the tab on the body of ornament, then wrap into a cone shape, pressing the tab to the underside to secure. *Note: It is okay if the top doesn't perfectly match up. There needs to be a little room for the loop and the backside won't show once the ornaments are hung.*
8. Fold the arm pieces along the fold line.
9. Apply glue to the ends of the arms and secure to the body of the ornament, over the marked dots.
10. Apply glue to the ends of the leg pieces and secure to the underside of the body of the ornament so that the marked lines are just hid.
11. Apply any other pieces for the completion of the ornament:
 - Wings to Angel.
 - Gifts to Wise Men.
12. Hang up your beautiful Nativity Ornaments!

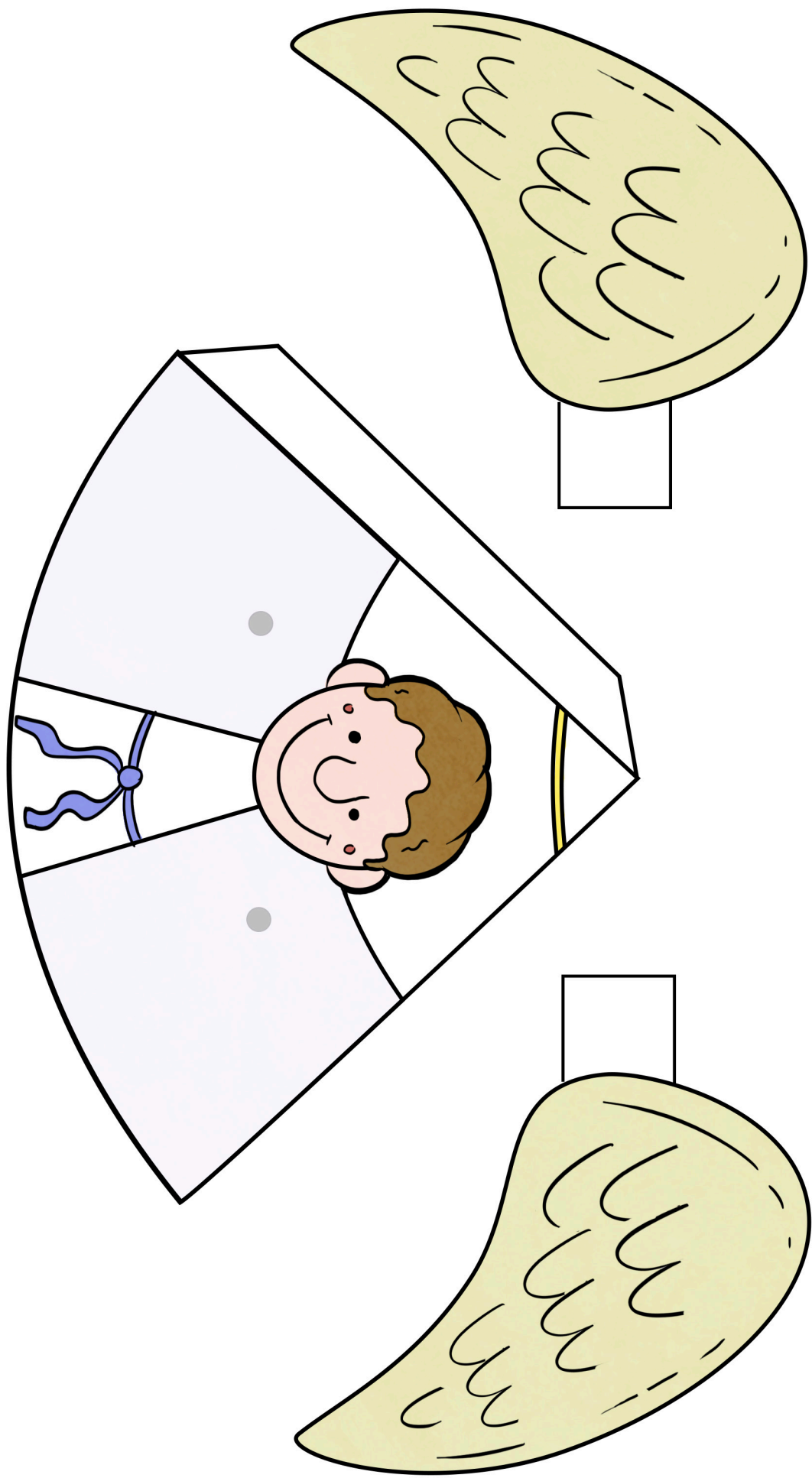
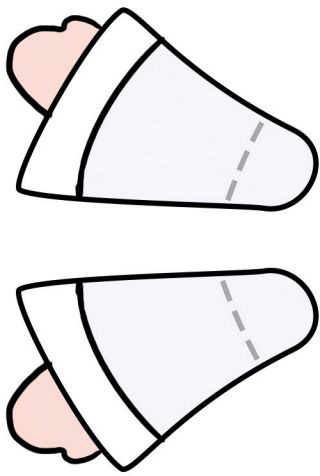




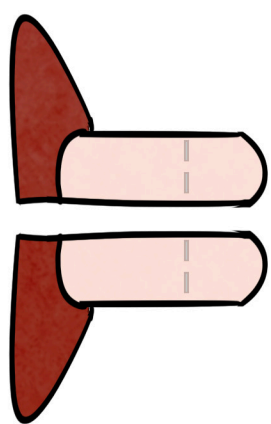
JOSEPH

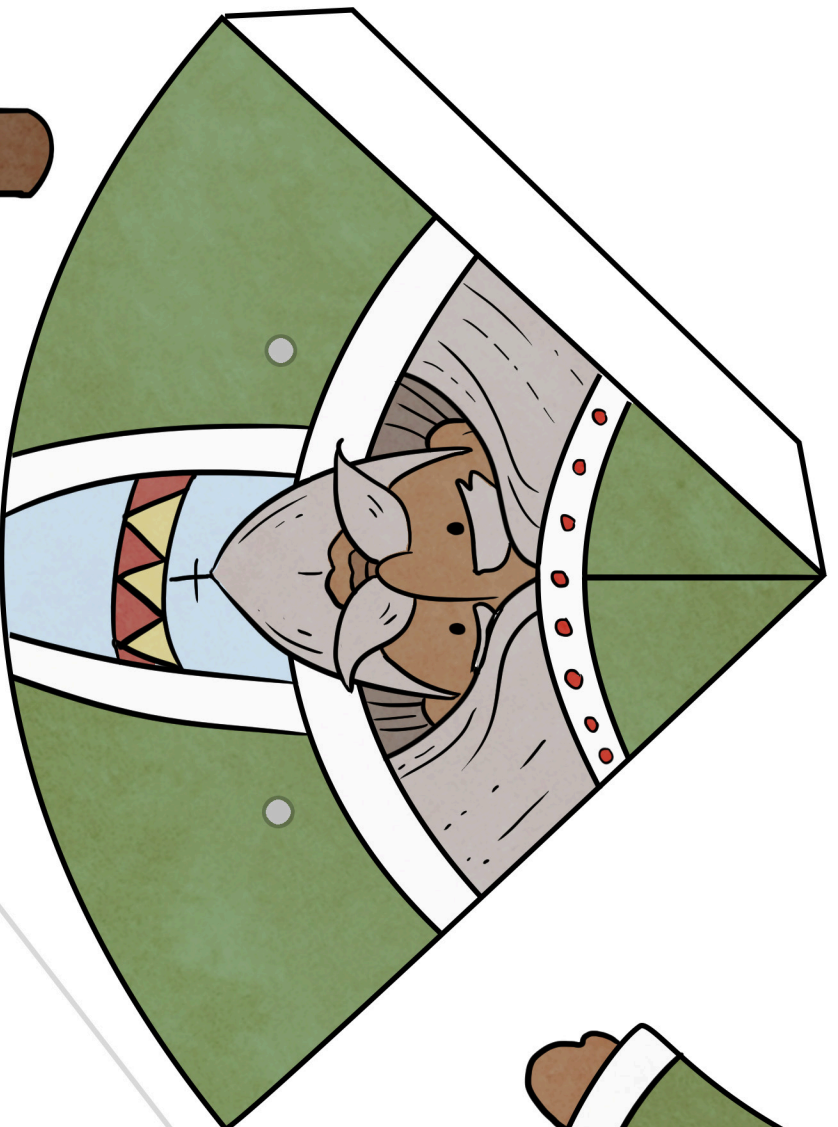


MARY

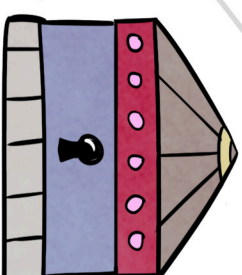





ANGEL

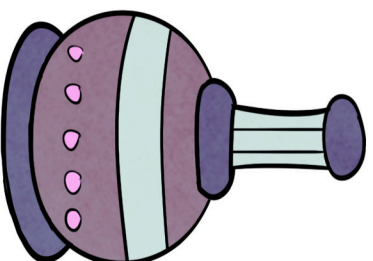




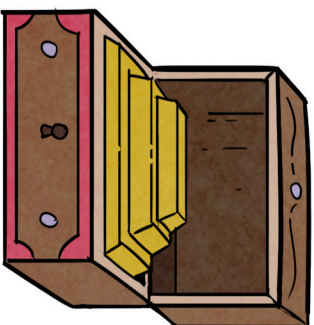
CASPAR



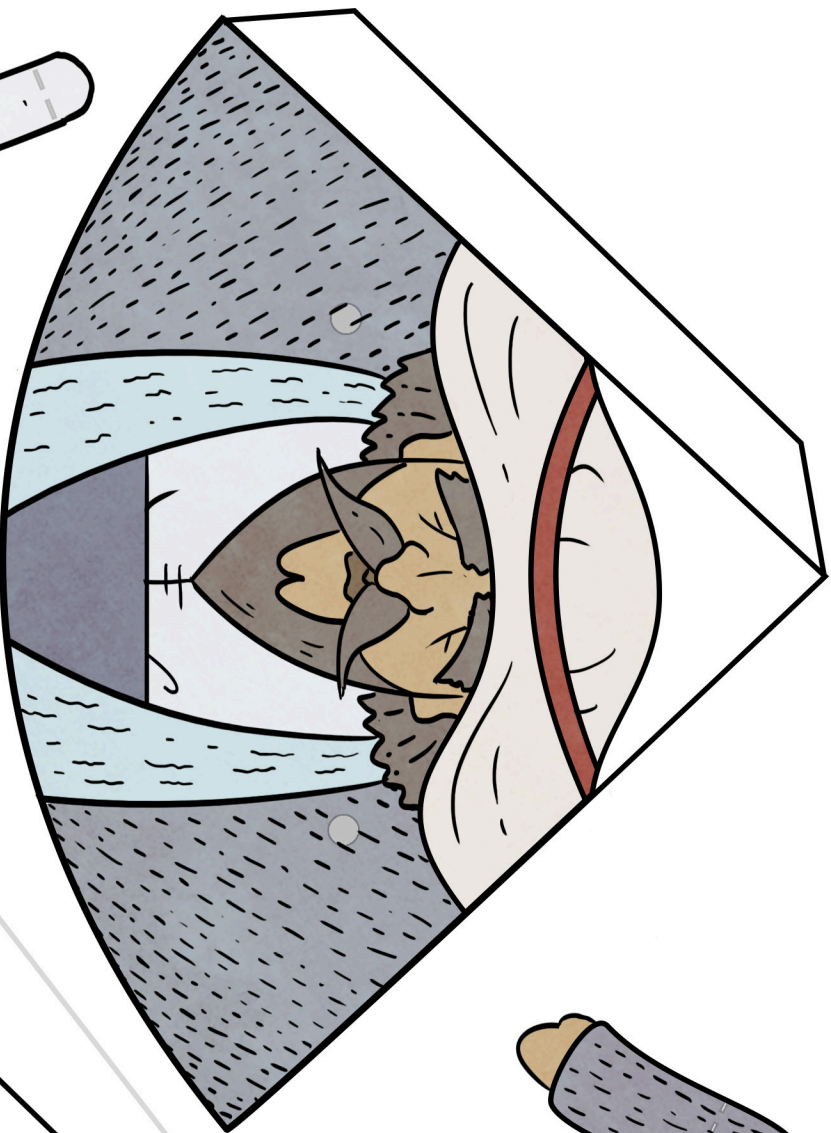
MYRRH



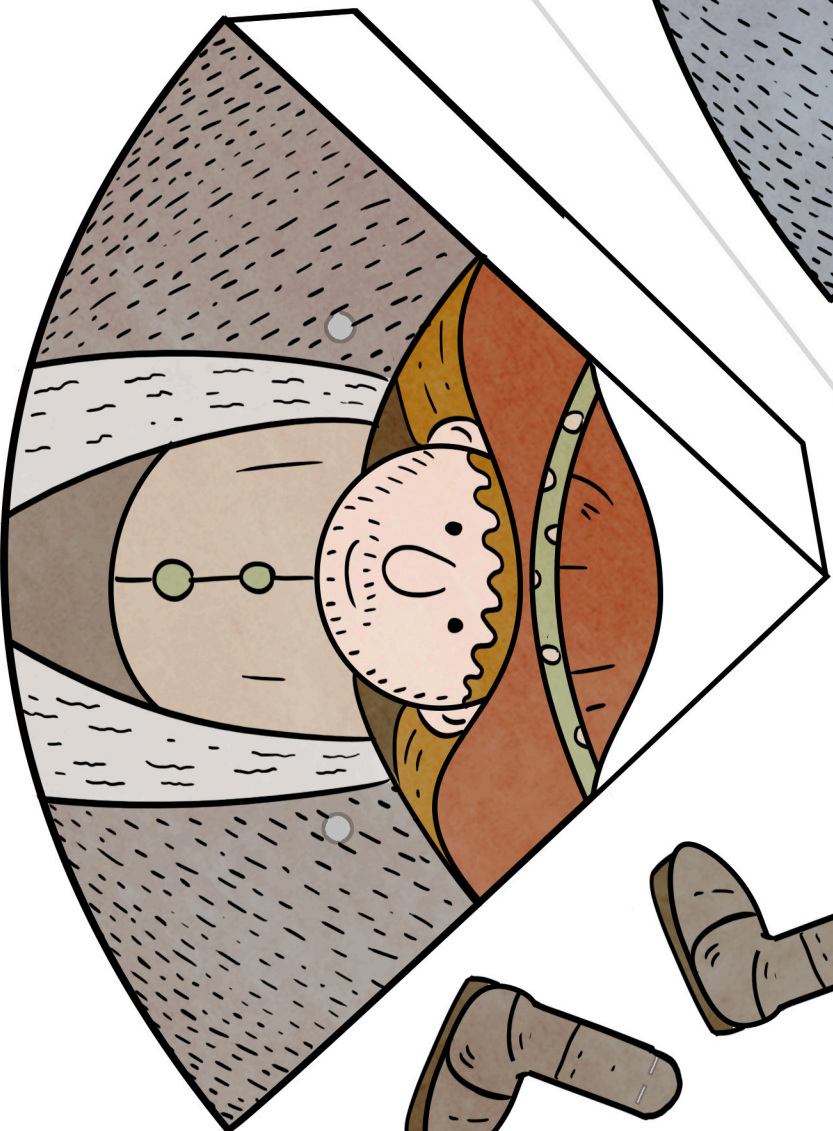


FRANKINCENSE



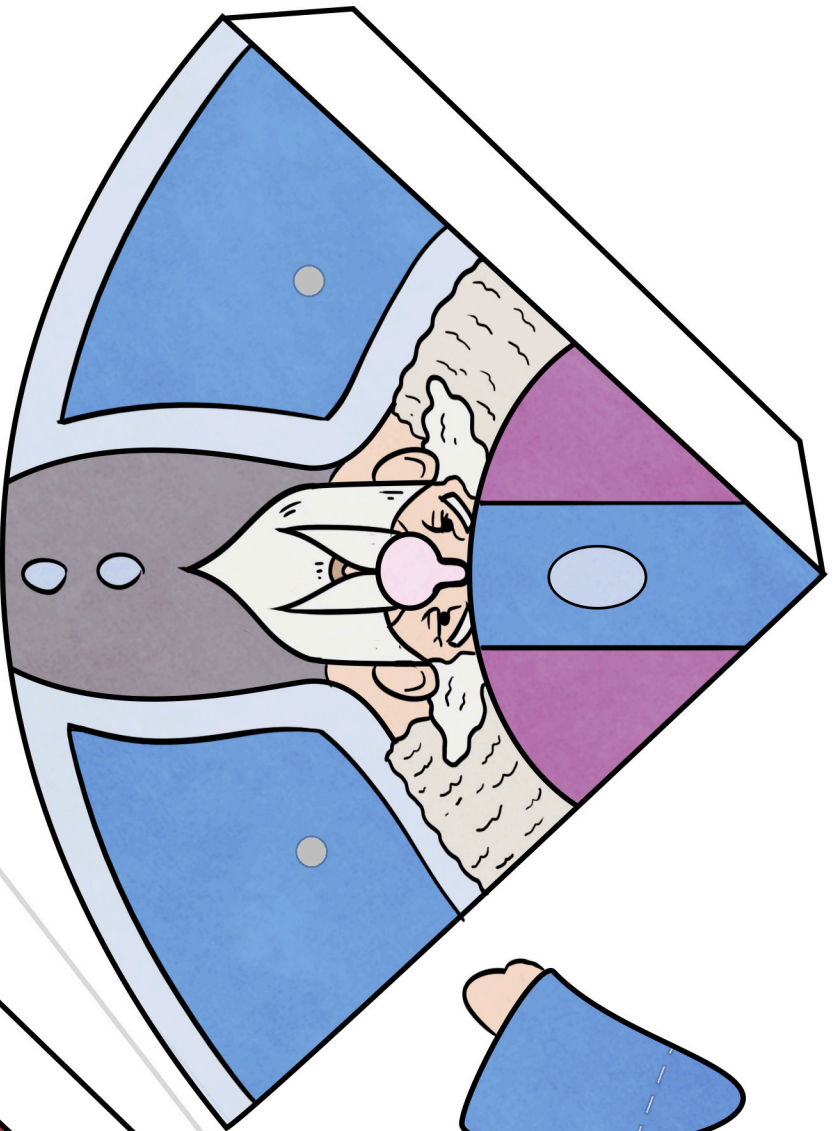
GOLD



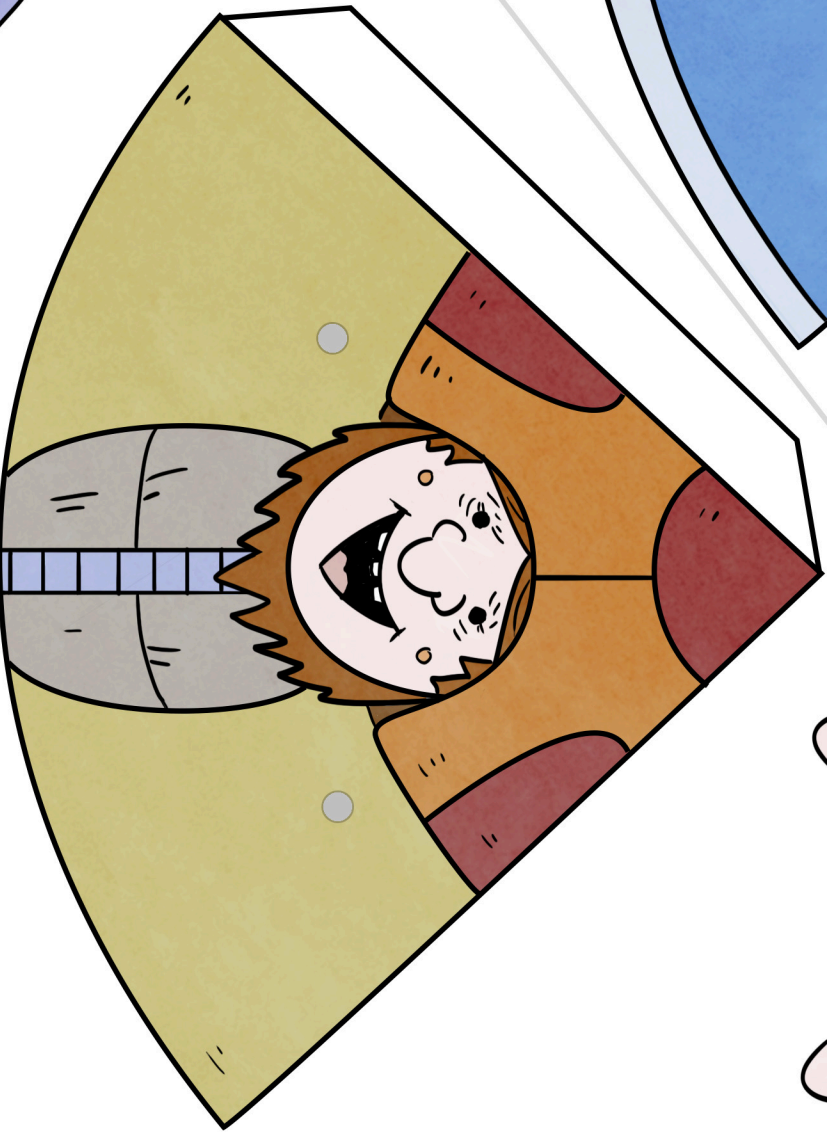
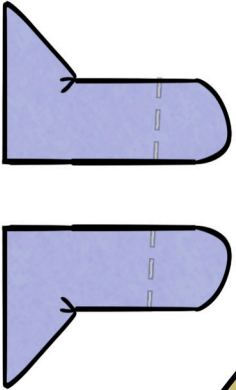

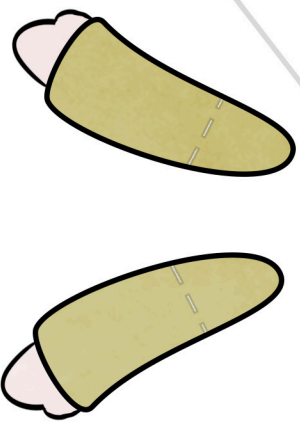
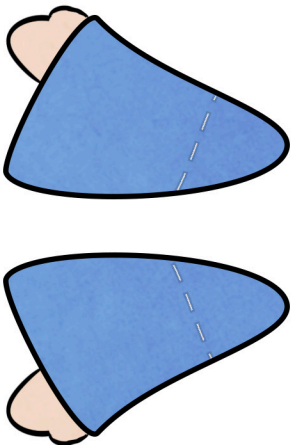
SHEPHERD



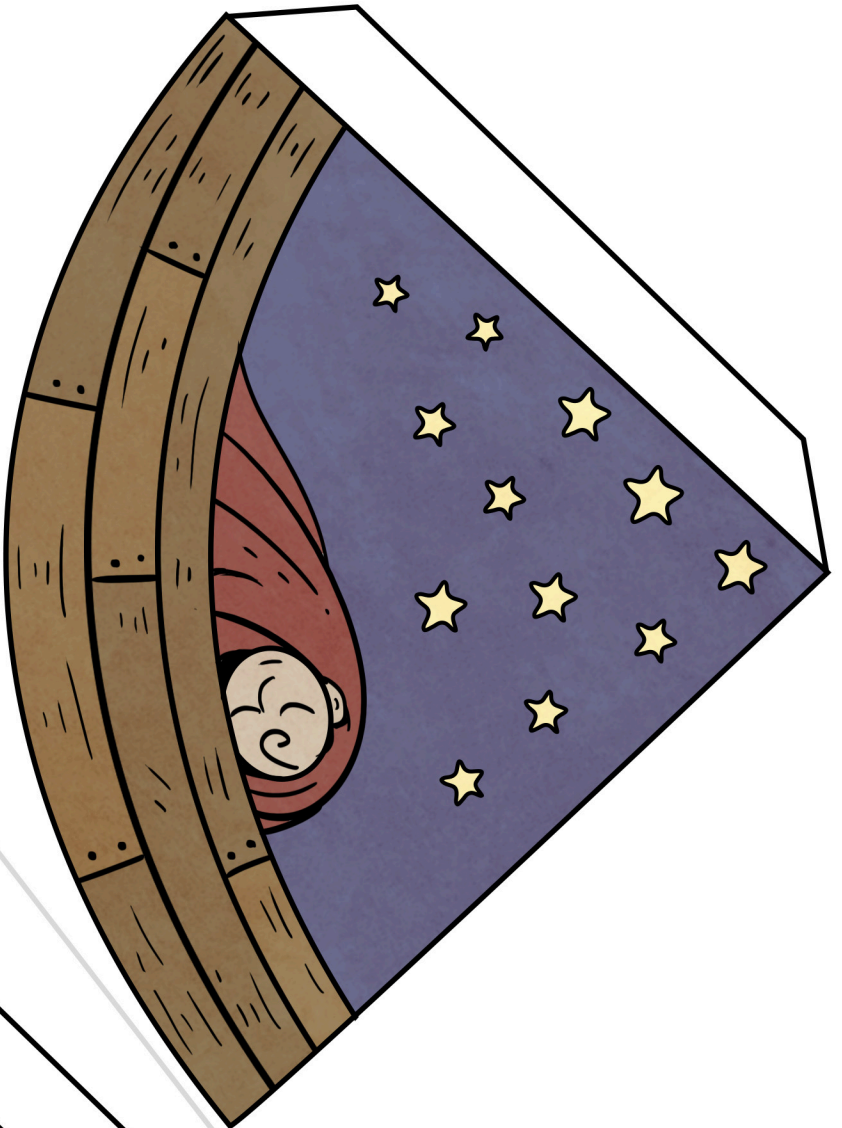
SHEPHERD



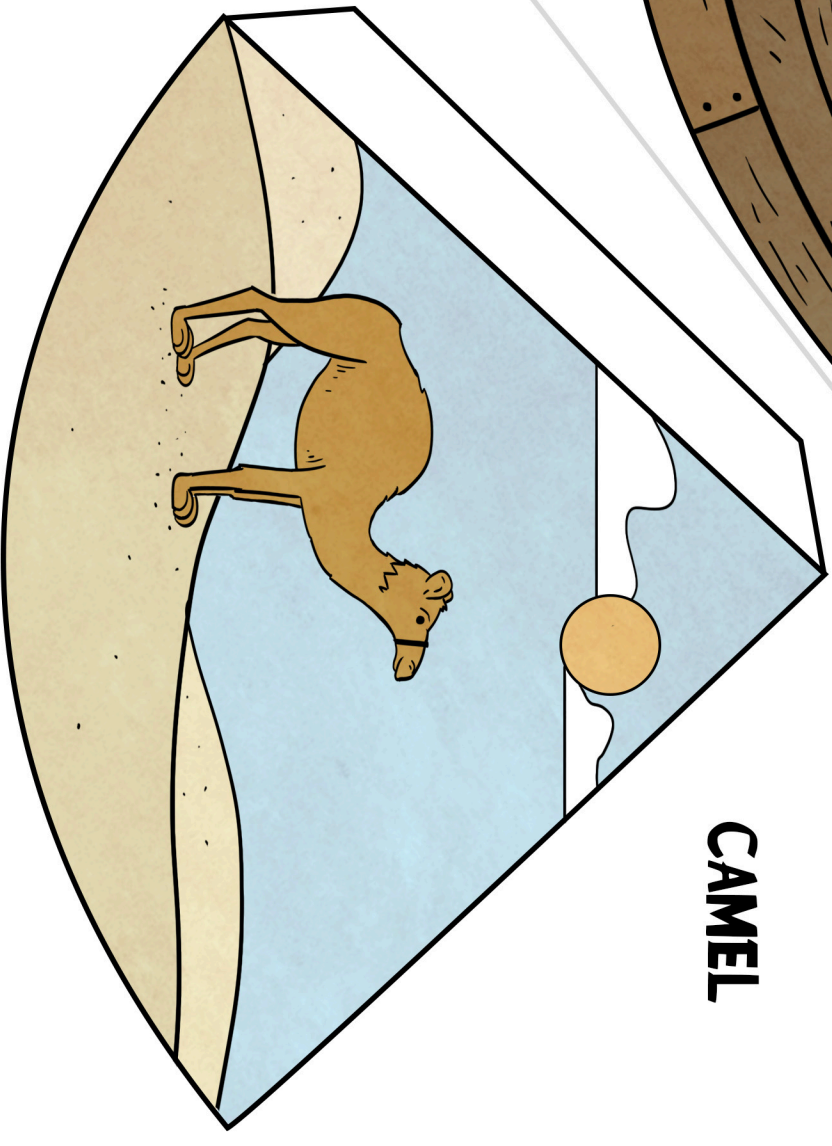
MELCHIOR



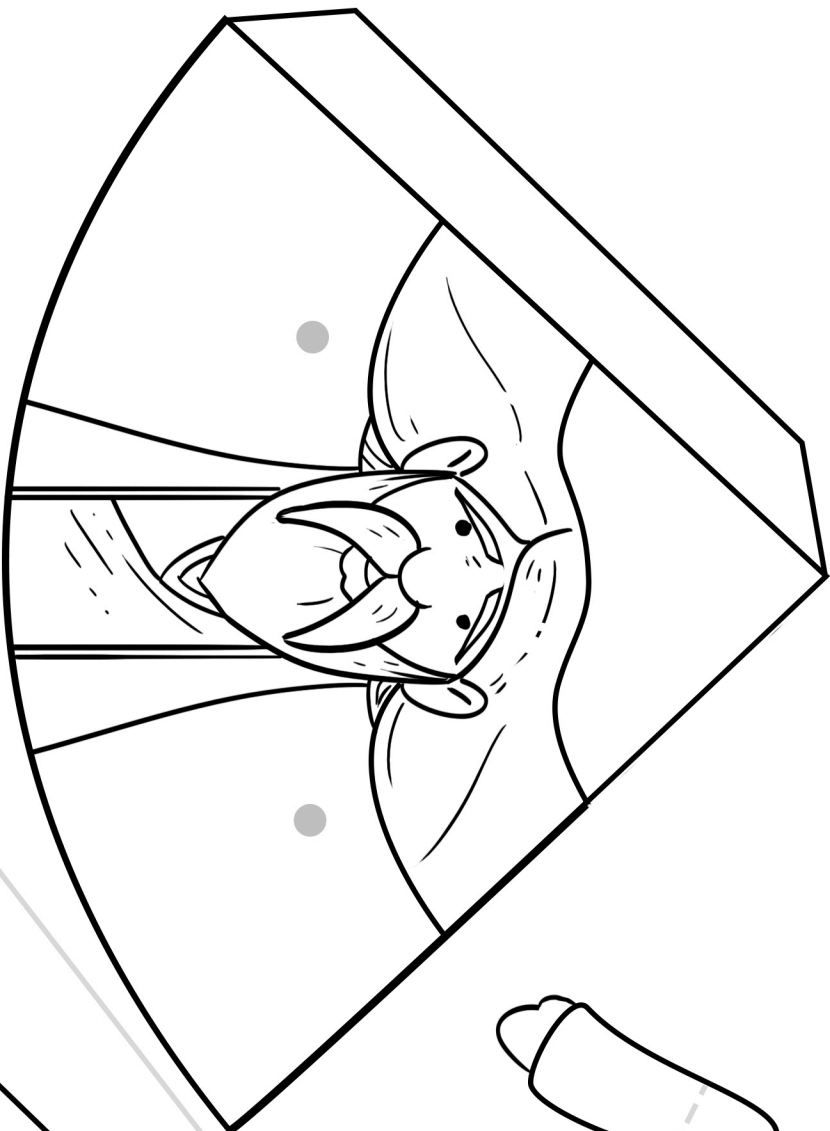
BALTHAZAR



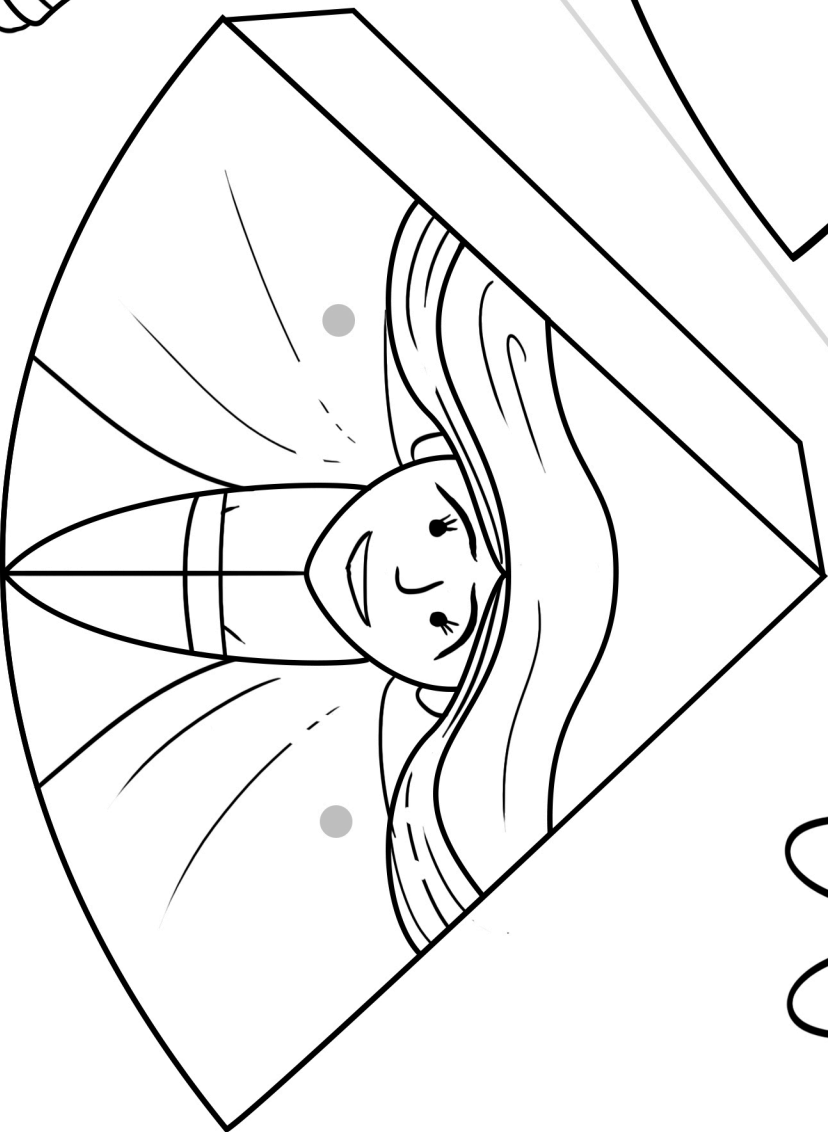
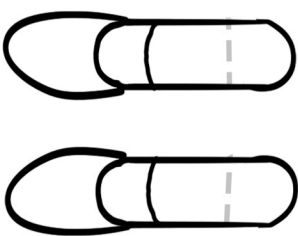
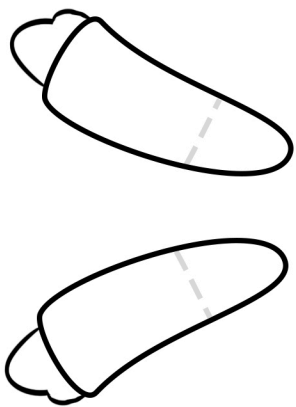
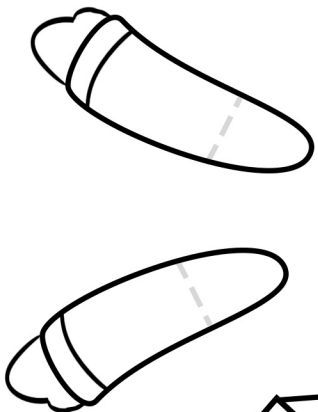
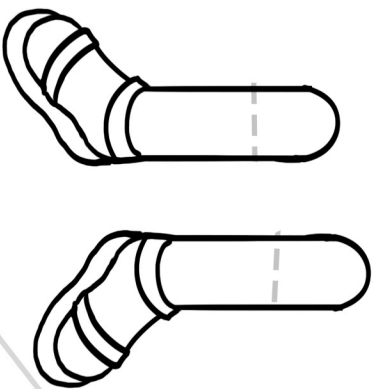
JESUS



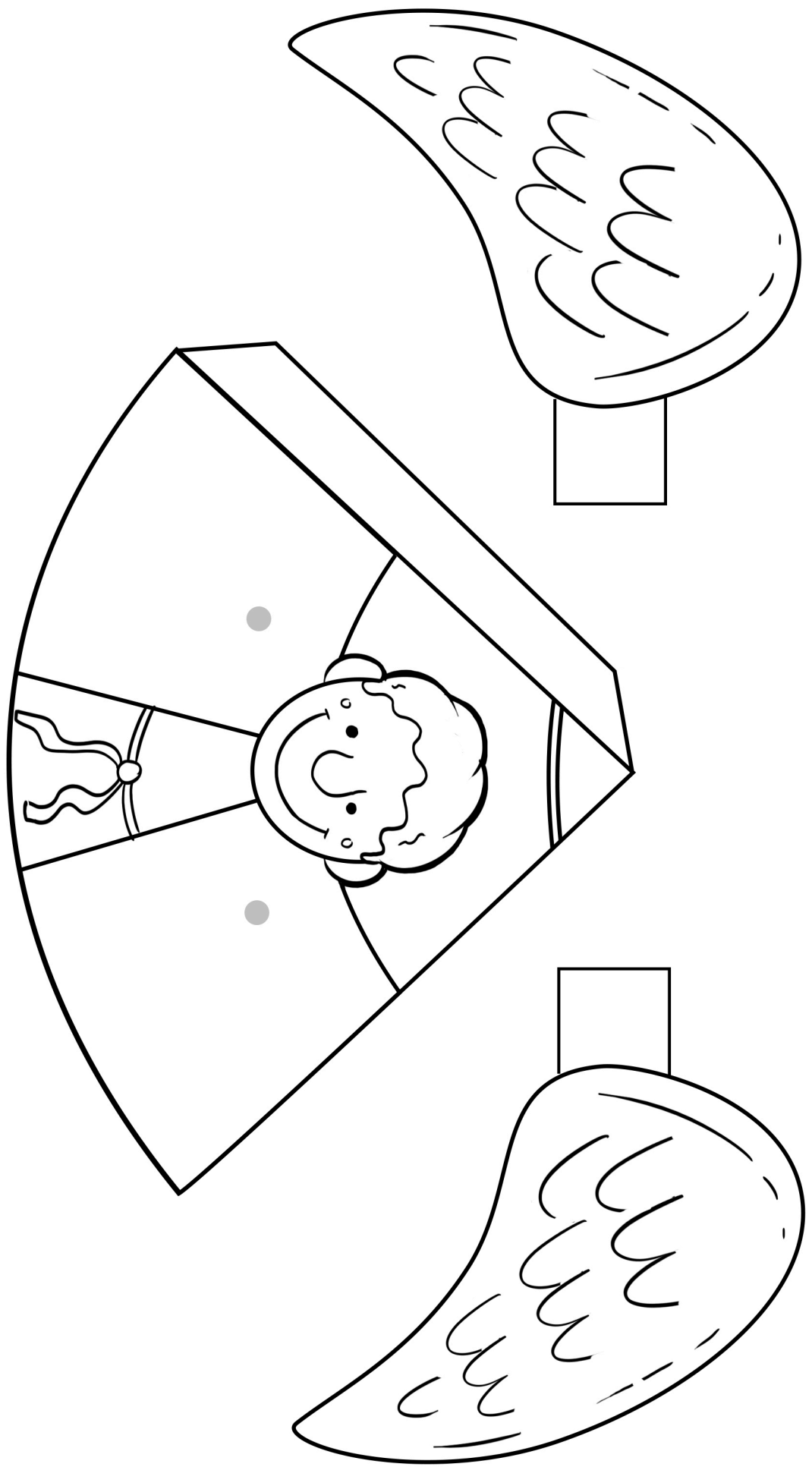
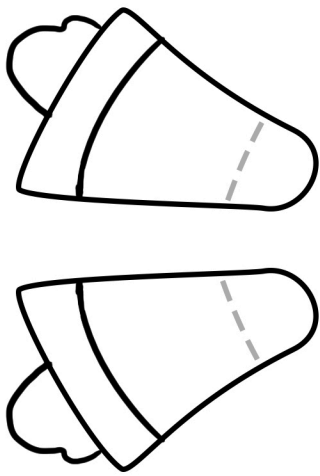
CAMEL



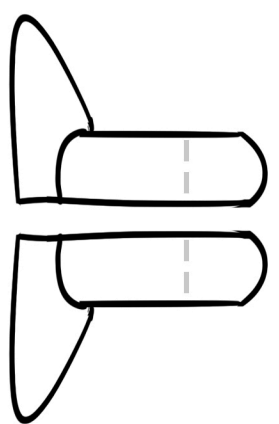
JOSEPH

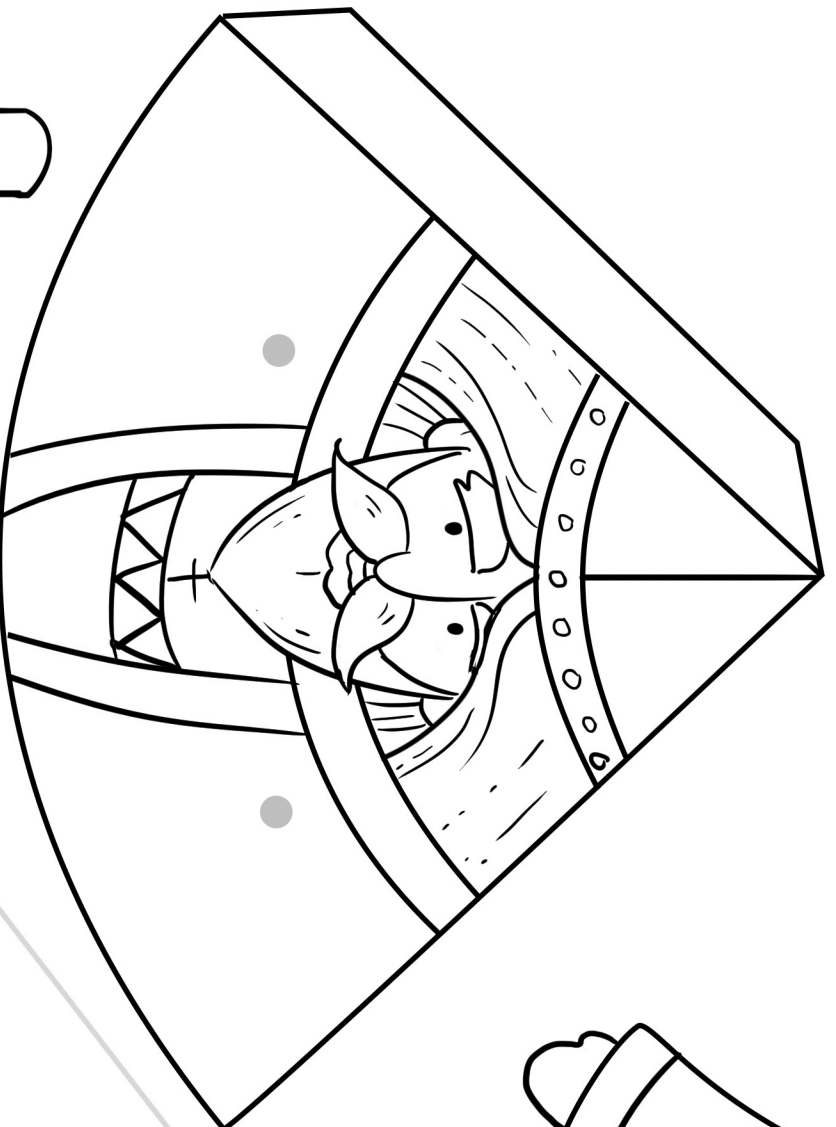


MARY

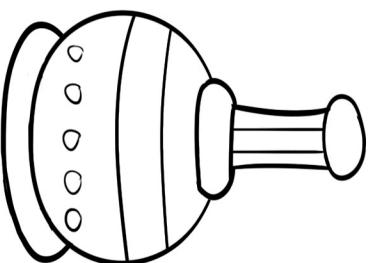
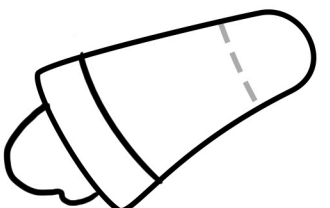

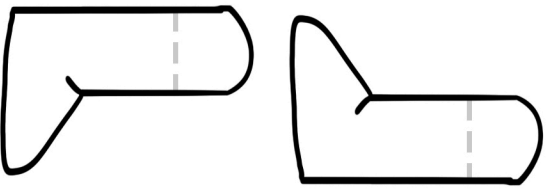


ANGEL






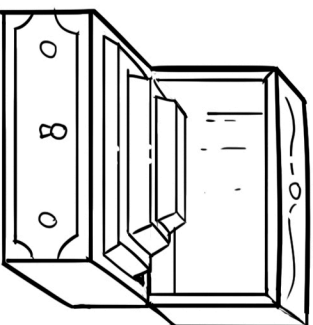
CASPAR



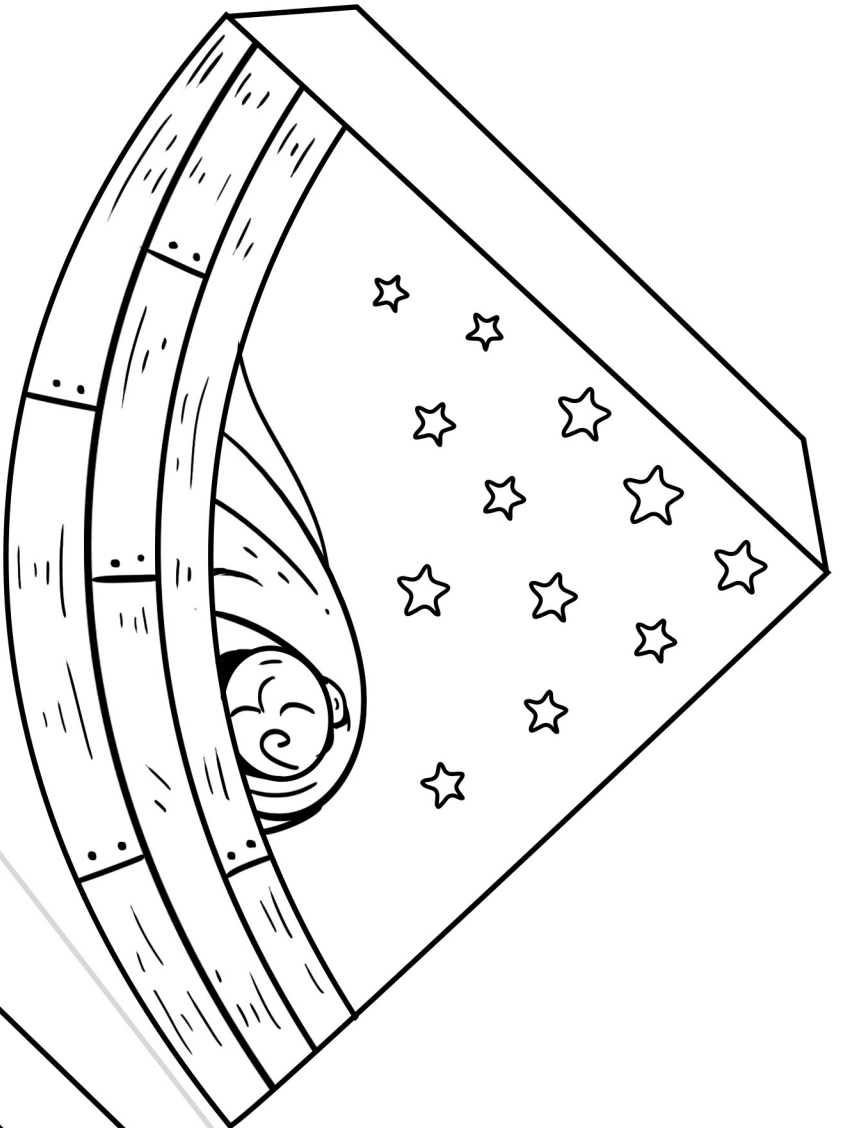
FRANKINCENSE



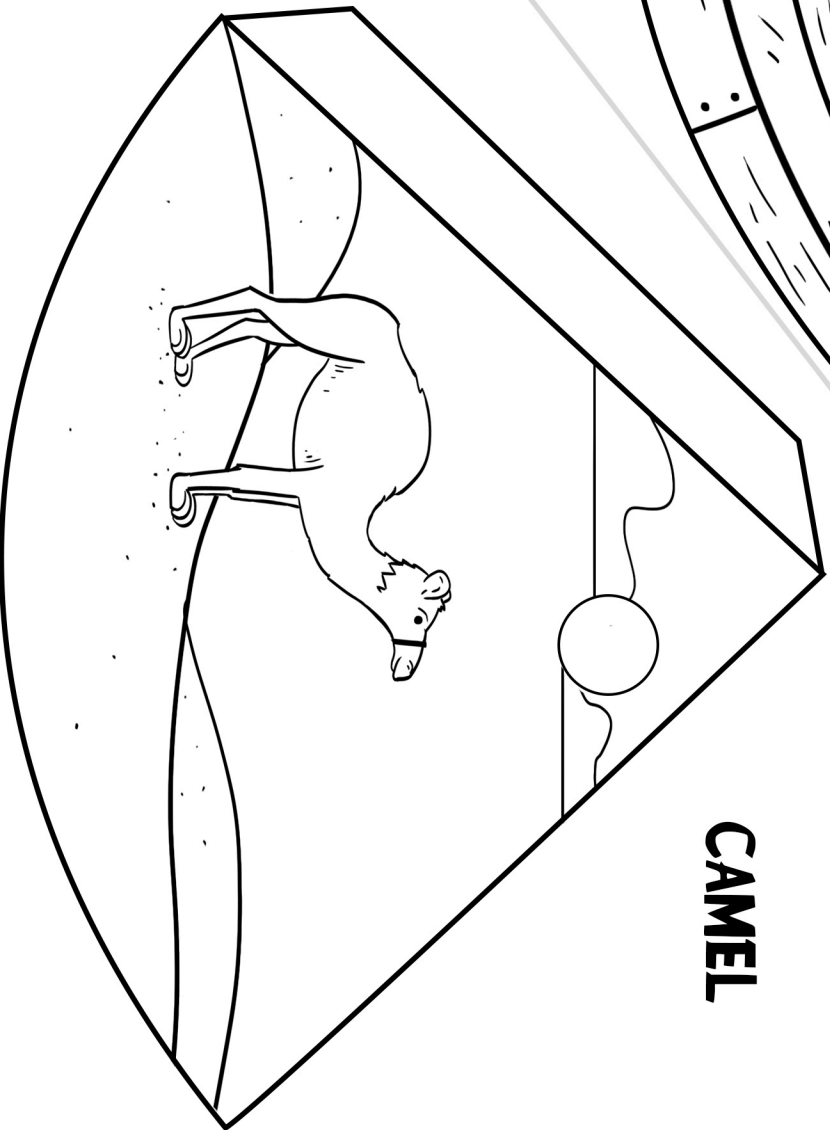
MYRRH



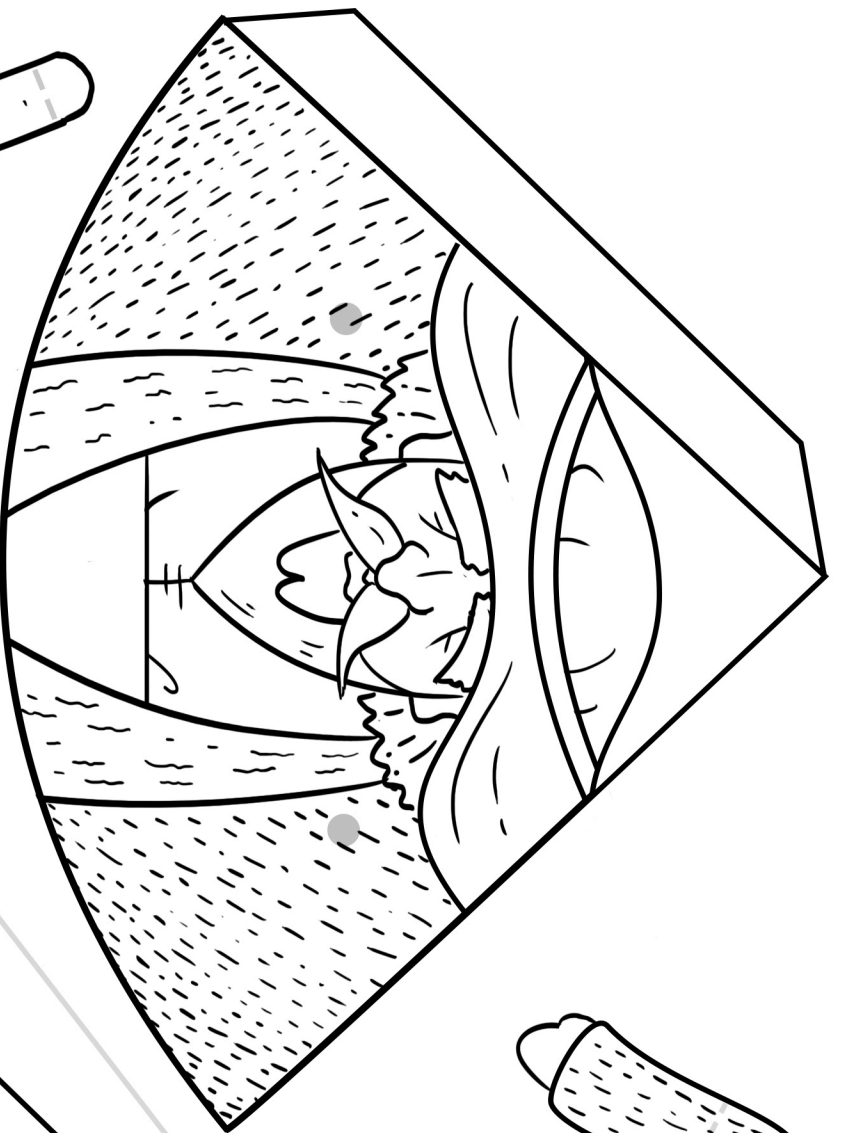
GOLD



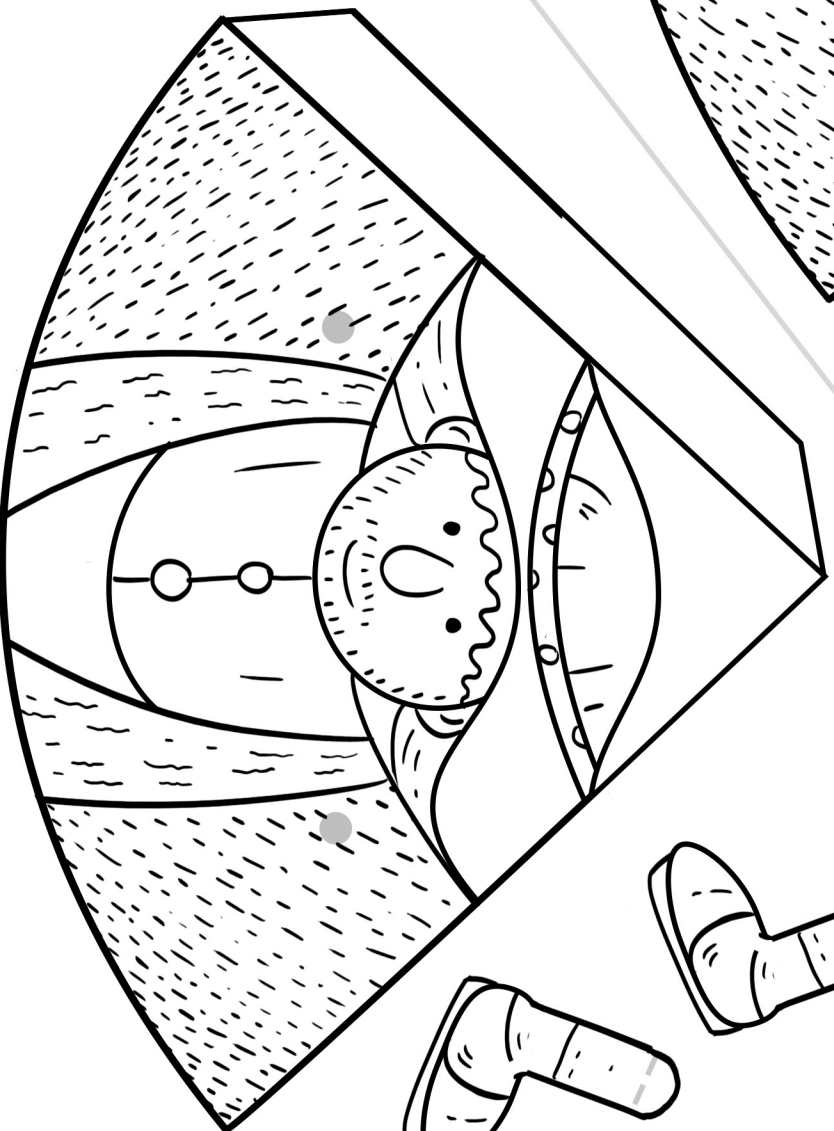
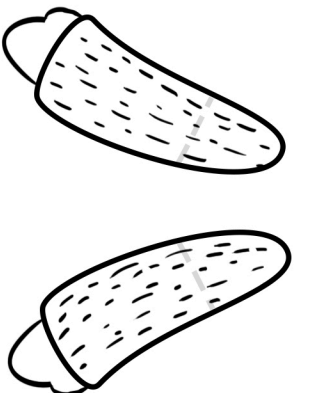
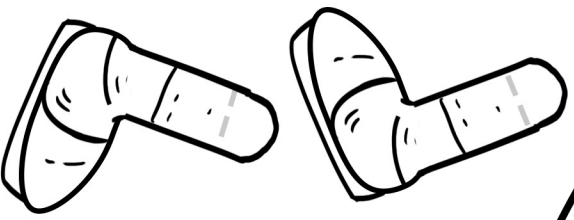
JESUS




CAMEL

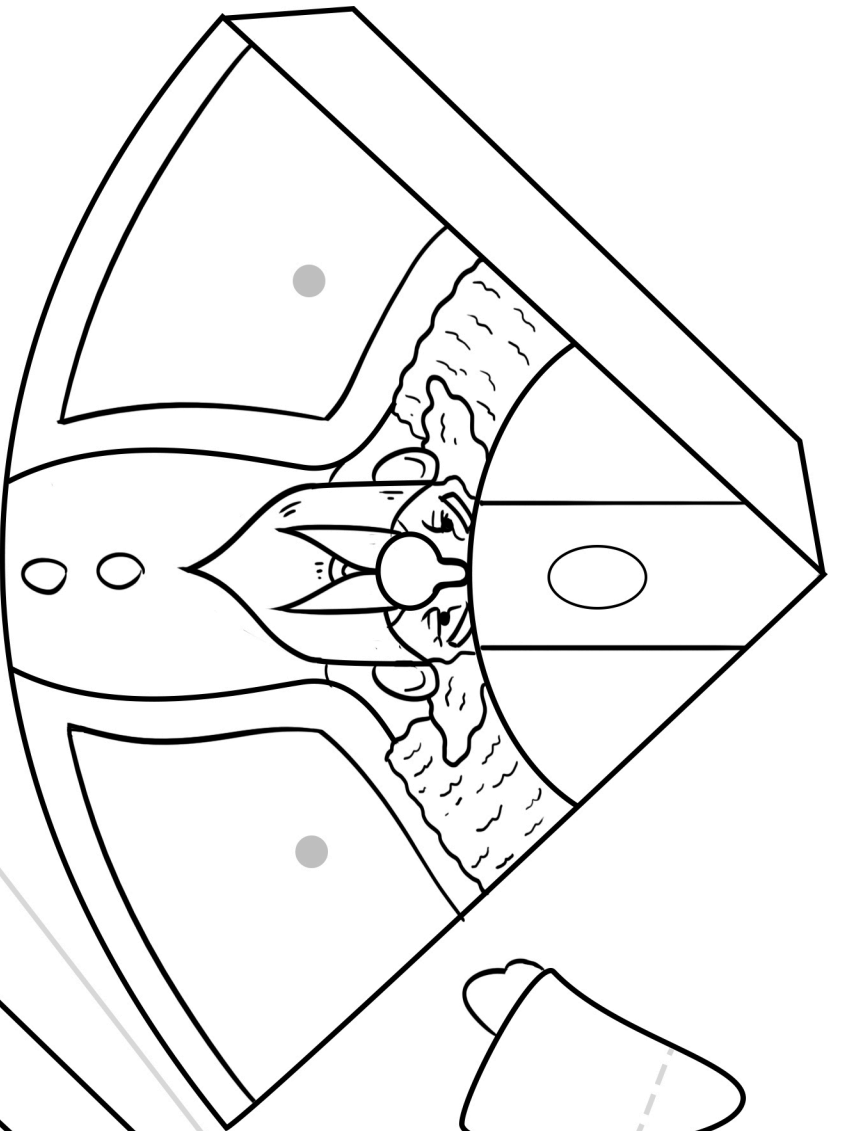


SHEPHERD

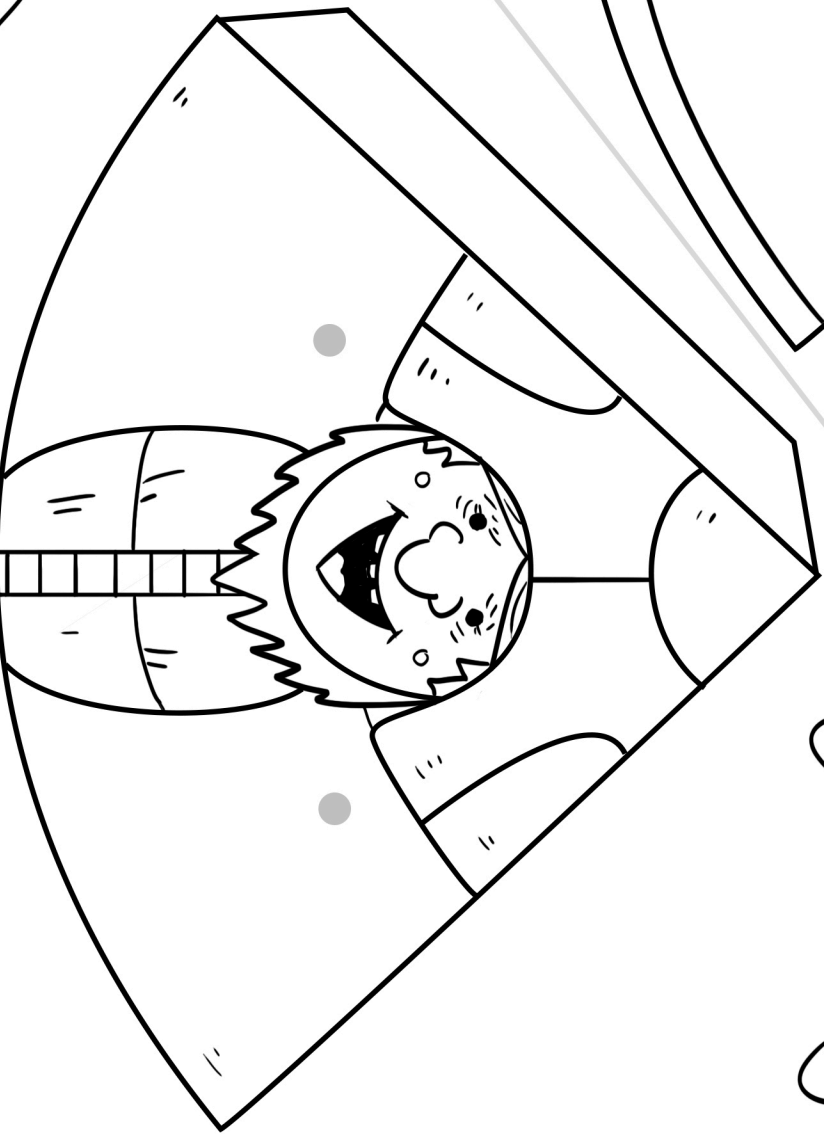
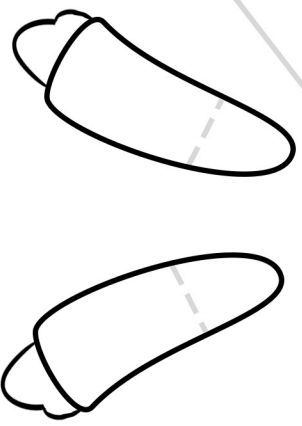
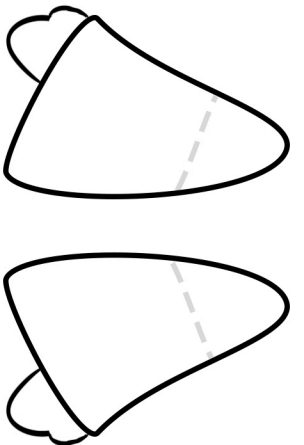
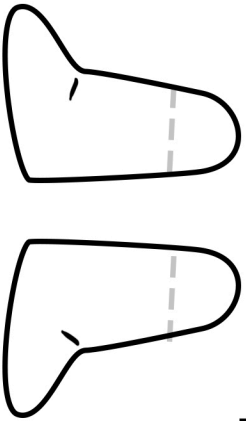


SHEPHERD

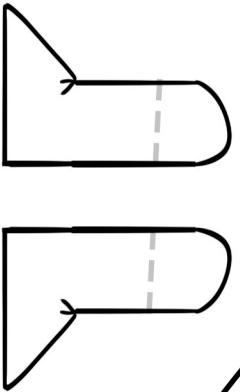




MELCHIOR



BALTHAZAR





GAME

NATIVITY BALLOON POP

This game will help students begin to understand how the Nativity message and the humble birth of Christ can be missed with all the world's distractions.

OBJECTIVE

Pop the balloons to find all of the pieces of the Nativity scene and put them in order in three minutes.



MATERIALS:

- Post-It notes
- Markers
- 20 balloons
- Trash bag, large enough to hold 20 blown-up balloons
- Piece of paper and pen
- Chair



PREPARATION:

1. Using the following list and Post-It notes, write out one item from the Nativity on each of 10 Post-Its.
 - Baby Jesus
 - Mary
 - Joseph
 - Angel
 - Star
 - Three Kings
 - Camel
 - Manger
 - Sheep
 - Donkey
2. Blow up 20 balloons and stick one Post-It note in 10 of them. The other 10 will be empty. Mix them together and place them in a garbage bag in the play area.
3. Make a copy of the master list of 10 items and place it in the middle of the table.
4. Place a child's chair at the far end of the play area next to the chair.



GAME CONINUED

INTRODUCTION

There's something inside these balloons. Well, in some of them. But you're not going to have a whole lot of time to shake, examine, or pick balloons. Run up, grab a balloon, sit on it, POP it, and see what flies out! You'll get the idea of what we're looking for as you proceed.

INSTRUCTIONS

1. Have students form a line.
2. When you say "Go!" to the first person, she will run to the chair, pick out a balloon, and sit on it until it pops. She should bring the broken balloon back to the table.
3. Let the other students prompt her if she misses a Post-It note. She should bring that back with her also.
4. Once she gets to the table, she should put the broken balloon in a discard pile and any Post-It note in order on the table to match the master list. Tell each student as they approach what they are to do with the Post-It.
5. Repeat until all balloons are broken, all items are retrieved, and the list of Post-Its is in the same order as the master list.

CLOSING:

There was a lot of banging going on, wasn't there? There was a lot of confusion. It's a little like the Christmas season. There's so much banging around—shopping and baking and eating and drinking and tearing at wrapping paper! It's easy to miss the birth of Jesus, which is a little like these Nativity Post-It notes. You had to look for them, just like we have to look for the meaning of the birth of Jesus.


And all those big, shiny presents? They're a lot like these balloons (point to the pile of discarded and broken balloons). They're fun for a moment or two, and then they're discarded.

Jesus was born into humility. If it's hard to be humble, how must Jesus feel? Let's try to not make a big deal of ourselves. Let's wait for God to exalt us in his good time.

THE BIRTH OF JESUS

Cut-Paste-Color!

Cut along the dotted lines & arrange in order below.



Jesus is born in Bethlehem.

Luke 2: 16-20





WORD SEARCH

One Christmas carol is known as "the most humble song of all time." The major words in the song are below, and they are out of order. Find all the words in the word search. While you are looking, maybe it will occur to you what song this is! Write the song title in the space below!

T	I	V	G	S	T	M	C	V	W	X	L
W	N	I	Z	I	W	E	O	A	G	G	Q
L	I	R	Q	L	H	B	N	T	L	O	W
P	G	G	W	E	E	S	R	D	H	M	D
E	H	I	J	N	A	H	L	I	E	E	U
A	T	N	D	T	V	T	C	Y	G	R	R
C	P	J	W	G	E	N	N	E	P	H	I
E	K	L	S	E	N	C	H	I	L	D	T
H	F	W	I	I	L	K	L	M	I	L	D
S	L	E	E	P	Y	H	R	S	L	K	L
I	C	V	L	R	O	U	N	D	L	A	P
X	H	O	L	Y	P	I	N	F	A	N	T

Words to Find:

HEAVENLY
SILENT
BRIGHT
VIRGIN

MOTHER
INFANT
TENDER
HOLY

NIGHT
CALM
ROUND
MILD


CHILD
SLEEP
PEACE

Song Title: _____



CROSSWORD PUZZLE

Use the Important Facts About Jesus Reference Sheet to Fill in the Crossword Puzzle Below!



Across

1. James and this half-brother believed and wrote epistles in the New Testament
4. Town where Jesus was born
7. Festival in which Jesus got lost as a boy
8. The region in which Jesus' hometown is found
9. Least number of appearances of the risen Lord
10. Jesus was killed, thanks to this type of a plot by the religious leaders of the day
11. Number of days from the Resurrection to Jesus' Ascension
13. Another name for the wise men who visited Jesus as a baby
15. Day of the week in which Jesus arose from the dead.

Down

3. Jesus' occupation as a young man
5. Jesus appeared to 500 people according to a mention in this Bible book.
6. Name of Jesus' half-brother whose name didn't start with J
11. Day of the week Jesus was killed
12. Place where Jesus lived as a child in exile
14. Town in which Jesus was raised



PARENT HANDOUT



Scriptures to Read: Luke 2:4-14



This Week We Learned About ...

Jesus was born under very special circumstances. First an angel came to tell Mary she was going to have a baby. Then Jesus' parents had to go on a long journey. When Mary went into labor they were forced to stop, but the inn was full. Jesus had to be born in the stable with the animals!

The birth of Jesus teaches us that Jesus didn't need to flaunt his power. By being born in such a humble way we see that he can relate to everyone—even the lowest among us.



✓ Questions for Kids:

1. Mary and Joseph lived in a very dusty working class village without much wealth. Some people compare it to today's Detroit. What was it called? **Nazareth in Galilee**
2. How did the shepherds respond when they saw the host of angels? **Terror**
3. Why did Mary have to give birth in the stable? **There wasn't any room in the inn.**

✓ Dinner Table Discussion:

Jesus wasn't born in a fancy hospital, or given lots of toys and clothes on his birthday. The teaches us that money and possessions aren't very important to God. What are some things that do matter a lot to God?

Even though God knew how things would turn out, Mary and Joseph were probably worried at different points in their journey. How do you feel when you aren't sure how things will turn out? Can you tell a story about a time you felt that way?

Scripture Notes (tuck in lunchboxes, tape to mirrors, etc.):



Therefore the Lord himself will give you a sign: The virgin will conceive and give birth to a son, and will call him Immanuel
Isaiah 7:14



The Word became flesh and made his dwelling among us. We have seen his glory, the glory of the one and only Son, who came from the Father, full of grace and truth
John 1:14



But when the set time had fully come, God sent his Son, born of a woman, born under the law, to redeem those under the law, that we might receive adoption to sonship.
Galatians 4:4-5

JESUS

AT-A-GLANCE



CHILDHOOD:

- Jesus was born in a manger in Bethlehem.
- Jesus lived in Egypt for a while as a child.
- While he was a baby or toddler, Jesus was visited by several astronomers, able to track him by the appearance of a star or star cluster. They brought him gifts and worshipped him.
- Jesus got separated from his parents around the age of 12 during a festival of the Passover in Jerusalem. It took his parents three days to find him in the temple, learning and perhaps teaching.



MARRIED:
Not married

Birth of Jesus

Birth: Approx. 7 BC

2000's AD

Death: Approx. 25 AD

CLAIMS TO FAME:

- 1 Jesus is our Savior and Messiah.
- 2 Jesus died on the cross as a sacrifice for our sinfulness.

FAMOUS QUOTES:

“God so loved the world that he gave his only begotten son, that whosoever should believe in him should not perish, but have eternal life.” *John 3:16*

“I am the resurrection and the life; he who believes in me will live, even though he dies.” *John 11:25*

“‘Love the Lord your God with all your heart and with all your soul and with all your mind.’ This is the first and greatest commandment. And the second is like it: ‘Love your neighbor as yourself.’ All the Law and the Prophets hang on these two commandments.” *Matthew 22:40*



Bible Lookups: John 14:6, Hebrews 4:14-16, Romans 8:38-39



**LEARNING
LOOKUPS**




**THE BIRTH OF
JESUS**

Lookup: Hebrews 2:9 and write it down:

Lookup: John 11:25 and write it down

Here are two incredible statements made about Christ, the second from Christ himself. He is so incredibly powerful and yet so humble. To be humble means to put others before yourself. How can you show your humility today?

Create a prayer below. Speak to God and write it. Ask him to show you people you can support, compliment, build up, and stand up for this week. If he gives you any names, write them down.



THE BIRTH OF JESUS QUIZ

The story of Jesus' birth is only the beginning of getting to know our Lord and Savior. Find out more of the basic facts about Jesus by completing the lookups below and filling out the quiz.

CIRCLE YOUR ANSWER

1. When Jesus' family was forced into exile, to which country did they flee? (Matthew 2:13)

- a. Ephesus
- b. Egypt
- c. Nineveh
- d. Malta

2. How many days did Jesus wander in the desert to be tempted? (Matthew 4:1-11)

- a. 10
- b. 30
- c. 7
- d. 40

3. What three special gifts did the Wise Men bring Jesus? (Matthew 2:11)

- a. gold, frankincense, myrrh
- b. dove, horse, sheep
- c. crown, scepter, cloak

4. Jesus was a descendant of which famous king? (Matthew 1:1)

- a. Saul
- b. Jesse
- c. Abraham
- d. David

5. What were Jesus' last words on the cross? (John 19:30)

- a. "forgive them"
- b. "here are my mother and brothers"
- c. "It is finished"

6. What did Jesus promise the disciples before he ascended? (Acts 1:8)

- a. safety
- b. the kingdom
- c. long life
- d. the Holy Spirit

7. Which disciple did Jesus forgive three times for the same offense? (John 21:15-17)



- a. John
- b. Peter
- c. Andrew
- d. Judas

8. What did the Romans write on the sign they nailed to the cross? (John 19:19)

- a. "Convicted"
- b. "Liar and Traitor"
- c. "King of the Jews"

THE BIRTH OF JESUS

ANSWER KEY



1. When Jesus' family was forced into exile, to which country did they flee? (Matthew 2:13)

- a. Ephesus
- b. Egypt**
- c. Nineveh
- d. Malta

2. How many days did Jesus wander in the desert to be tempted? (Matthew 4:1-11)

- a. 10
- b. 30
- c. 7
- d. 40**

3. What three special gifts did the Wise Men bring Jesus? (Matthew 2:11)

- a. gold, frankincense, myrrh**
- b. dove, horse, sheep
- c. crown, scepter, cloak

4. Jesus was a descendant of which famous king? (Matthew 1:1)

- a. Saul
- b. Jesse
- c. Abraham
- d. David**

5. What were Jesus' last words on the cross? (John 19:30)

- a. "forgive them"
- b. "here are my mother and brothers"
- c. "It is finished"**

6. What did Jesus promise the disciples before he ascended? (Acts 1:8)

- a. safety
- b. the kingdom
- c. long life
- d. the Holy Spirit**

7. Which disciple did Jesus forgive three times for the same offense? (John 21:15-17)

- a. John
- b. Peter**
- c. Andrew
- d. Judas

8. What did the Romans write on the sign they nailed to the cross? (John 19:19)

- a. "Convicted"
- b. "Liar and Traitor"
- c. "King of the Jews"**

THE BIRTH OF JESUS

CERTIFICATE OF COMPLETION

NAME:

DATE:

