

GRADES  
K-6

# THE ANGEL GABRIEL VISITS MARY

Printable Lesson Kit



**M** **GHTY MESSAGES**



# THANK YOU

Thank you for ordering from [www.TeachSundaySchool.com](http://www.TeachSundaySchool.com). We strive to offer you top notch Bible teaching tools. Feel free to contact us with any questions a [marykate@teachsundayschool.com](mailto:marykate@teachsundayschool.com).

## HOW TO PRINT

If you are having any trouble printing, here are some helpful tips:

- 1) Adobe Acrobat PDF Reader is the most universal PDF reader and comes standard on most computers. If you are having issues, check to make sure you are using a recent version of Adobe, which is available free online here.
- 2) If for any reason a page is being cut off, when you push the “print” button and the dialogue box pops up, check the box “fit”.

## TERMS OF USE

The material enclosed is copyrighted. You do not have resell rights or giveaway rights to the material provided herein. Only customers that have purchased this material are authorized to view it.

### **Allowed:**

You are able to print as many times as you would like for personal, family, or single church/school use. (Please show this to any printer you may take this to in order to prove that you are not infringing on the copyright by printing this file).

If you would like to use this file for multiple schools or churches, please email us at [marykate@teachsundayschool.com](mailto:marykate@teachsundayschool.com) for information on a bundle purchase price.

### **Not Allowed:**

This digital file cannot be given to anyone else. In order to own a digital file, it must be purchased. This file is never to be emailed to anyone else for the purpose of giving it to them or sharing it with them. In order to own a file, it must be purchased.

Do not post this file, or images from this file on a blog, website, or anything like it for the purpose of giving it away or selling it.

Do not change this file in any way.

Do not use all or part of this file for commercial use in any way.

Anything that is not meant for the intended use of this file, which is for personal, family, or single church/school use is not allowed. We are offering this as a digital file for the convenience of our customers. Any abuse of that is not allowed.

If you feel you have obtained an unauthorized copy of this material, please email us at [marykate@teachsundayschool.com](mailto:marykate@teachsundayschool.com).

## LEGAL NOTICE

While all attempts have been made to verify information provided in this publication, neither the author nor the publisher assumes any responsibility for errors, omissions or contrary interpretation of the subject matter herein. The publisher wants to stress that the information contained herein may be subject to varying state and / or local laws or regulations. All users are advised to retain competent counsel to determine what state and / or local laws or regulations may apply to the user’s particular operation.

The purchaser or reader of this publication assumes responsibility for the use of these materials and information. Adherence to all applicable laws and regulations, federal, state and local, governing professional licensing, operation practices, and all other aspects of operation in the US or any other jurisdiction is the sole responsibility of the purchaser or reader. The publisher and author assume no responsibility or liability whatsoever on the behalf of any purchaser or reader of these materials. Any perceived slights of specific people or organizations is unintentional.

# CONTENTS

Lesson Overview	4
Scripture & Lesson	5
Printable Craft	7
Game	12
Coloring Page	13
Color By Number	14
Word Search	15
Crossword Puzzle	16
Quiz	17
Parent Handout	18
Learning Lookups	19
Answer Key	20
Certificate of Completion	21

# THE ANGEL GABRIEL VISITS MARY

## LESSON OVERVIEW

### THE ANGEL GABRIEL VISITS MARY

This Lesson on Mary seeing the angel Gabriel will show children what it's like to have faith, even in situations where you don't know what is going on!

#### How to Use the Lesson Kit:

This kit includes a variety of activities that you can select from to customize your perfect lesson. We suggest beginning with the Scripture Reading & Lesson followed by the Discussion Questions. From there, feel free to mix & match the activities to build your lesson plan based on the time you have allotted and the age level/interests of your kids.



#### WHAT'S INCLUDED:

- Scripture Reading & Lesson
- Discussion Questions
- Printable Craft
- Game
- Coloring Page
- Wordsearch
- Crossword Puzzle
- Learning Lookups Journaling
- Parent Handout
- Quiz
- Reference Sheet
- Certificate of Completion
- Answer Page



#### MATERIALS LIST:

- Crayons
- Glue sticks
- Scissors
- Courage Cards (game)
- Basket (game)
- Scissors (game)
- Prize (optional) (game)
- Paper Bags (craft)
- White Paper or Cardstock (craft)
- Pencils or pens
- Bibles (electronic or hardcopy)



# THE ANGEL GABRIEL VISITS MARY

## SCRIPTURE & LESSON

### PASSAGE (NIV): LUKE 1:26-38

Read the following excerpts as shown (NIV translation), or read from your chosen Bible translation:



#### Luke 1:26-38

God sent the angel Gabriel to Nazareth, a town in Galilee, to a virgin pledged to be married to a man named Joseph, a descendant of David. The virgin's name was Mary. The angel went to her and said, "Greetings, you who are highly favored! The Lord is with you."

Mary was greatly troubled at his words and wondered what kind of greeting this might be. But the angel said to her, "Do not be afraid, Mary; you have found favor with God. You will conceive and give birth to a son, and you are to call him Jesus. He will be great and will be called the Son of the Most High. The Lord God will give him the throne of his father David, and he will reign over Jacob's descendants forever; his kingdom will never end."

"How will this be," Mary asked the angel, "since I am a virgin?"

The angel answered, "The Holy Spirit will come on you, and the power of the Most High will overshadow you. So the holy one to be born will be called the Son of God. Even Elizabeth your relative is going to have a child in her old age, and she who was said to be unable to conceive is in her sixth month. For no word from God will ever fail."

"I am the Lord's servant," Mary answered. "May your word to me be fulfilled." Then the angel left her."

## Questions for Children

1. In Verse 29, Mary is described as “greatly troubled” at seeing the angel Gabriel. Why do you think she was troubled? How would you feel if an angel showed up to speak to you?

2. The angel Gabriel told Mary she would be the mother of the Son of God in Verse 35. Based on what he said, the baby would likely cause people to think ill of her. Unmarried women who became pregnant were considered immoral and bad people. She would have done nothing wrong. Her baby would be conceived by the Holy Spirit, not a man. Her reply was, “I am the Lord’s servant...may your work to me by fulfilled.” If God were to see an angel who told us things that made us anxious, how should we respond? How would you have responded if you were in Mary’s shoes?

3. Let’s look at Mary’s life: Mary was said in Verse 26 to be from Nazareth in the region of Galilee. While we wouldn’t call this a slum, it was a working-class neighborhood without rich people, much grace, much of anything that was pretty or shiny and clean. What does it tell you about God, that he would pick a place like this to have his only begotten son born into? How should you feel about people who are from neighborhoods that are not as clean and pretty as your own?



## TEACHER’S MIGHTY MESSAGE

**Mary may have seemed to others like just another girl in another hard-hit neighborhood. She wasn’t rich. She was probably not stunningly beautiful. She didn’t stand out. There is good news in all of this.**

**First, it shows how God does not often pick the rich and beautiful to do his will. The first king of Israel, King Saul, was said to have been a very handsome man. But God knew that people needed to listen to their king, and they would be more likely to do that if this king looked really good. King Saul was also from the tribe of Benjamin, considered the very smallest and least likely tribe to be noticed.**

**King David was said to be very handsome. But he had seven older brothers, who in the military who were even handsomer. And after the prophet Samuel anointed him as king, he had to run and hide in caves for 13 or more years, while the current king sought to kill him.**

**God tends to use people who are humble. Mary came from a very humble place. And her answer to the angel of “yes sir, whatever you say” showed her humble nature.**

**Are you trying for greatness? Practice humility. Are you trying for wealth? Try instead for godliness. Are you trying for importance? Be the biggest, best servant of all. This is the way the people of the Bible achieved status as God’s heroes on earth, and Jesus’ mother Mary is a great example of that.**







### MATERIALS:

- **Mary and Gabriel Printable File (three pages)**
- **White and Pastel Colored Paper (we recommend paper instead of cardstock because it is easier to fold)**
- **Coloring Utensils**
- **Scissors**
- **Glue**
- **Tape**
- **Hole Punch**
- **String**
- **Piper Cleaner (optional)**
- **Glitter glue (optional)**



### PREPARATION:

- **Print one copy of Mary and Angel Gabriel Printable Craft for each student, making sure that there two pages of Angel Gabriel page so each student will have four pages total**
- **We recommend printing Mary page on pastel colored paper**

### INSTRUCTIONS:

1. Color Faces and Halo Strip as desired
2. Carefully cut out three Faces and Halo Strip, and cut half sheet along dotted line, keeping half page with fold lines to create Baby Jesus.
3. For ALL remaining pages (half sheet for baby Jesus, Mary Page, and two Angel pages): Flip paper over, images side down, and fold back on first line. Following line guides, fold accordion style, alternating each fold. Carefully trim any length that overhangs.

### FOR BABY JESUS: (HALF SHEET)


- Bend folded paper to find the middle point
- Glue head tab to middle point, making sure the face lines up with the edge
- Glue outside edges where indicate on the last fold and press together to form the body in a fan shape.
- Carefully gather the folds and tie a length of string loosely around folds to keep together.

# CUT AND COLOR ALL



## FOR MARY: (ONE COLORED FULL SHEET)

- find hole punch guide on last fold and carefully punch a hole where indicated. Cut a length of string for hanging and feed ends through hole, taping to secure.
- Refold along lines, and follow the same directions as Baby Jesus for attaching head and gluing folds together to form body.
- Gather folds and loosely wrap string around to secure. Before tying off, slip one side of string through the strings on the back of the Baby Jesus to attach and then tie together.
- Fan out body of Mary underneath the tie.

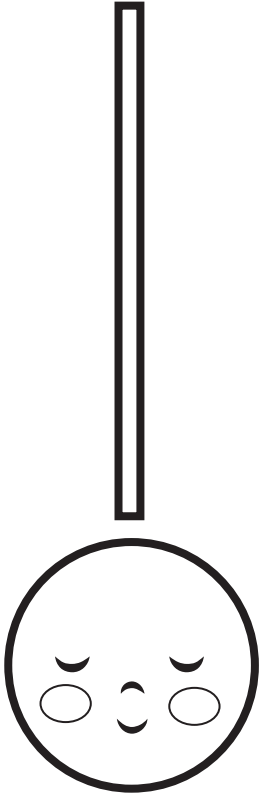


## FOR ANGEL GABRIEL: (TWO FULL SHEETS)

- With fold gathered together in a strip, fold strip where indicated so that each piece has a short and long side. Repeat for other page
- Glue short side to long side and press together to form wing and half of body. Repeat for other sheet of paper
- Cut a length of string for hanging, and glue one string end to folded sheet on the long side of the fold (the middle of the body). Repeat for other side, then glue long sides of fold of the two pieces together to form complete body. There should now be a loop at the top for hanging.
- Tape Angel head to one side of the string
- Glue halo strip together and then tape to string, OR alternatively, use optional pipe cleaner to form halo
- Optional: Decorate Angel with glitter glue and let dry







Glue Here

Glue Here



Glue Here

Glue Here



FOLD

Glue Here



### MOTHER MARY, MAY I PLEASE...

This game, the inverse version of Mother, May I, will have children reflecting on some of the challenges of faith while trying to do the opposite of what you say.



#### MATERIALS:

- None

#### Instructions:

1. Clear a large-enough playing area where children can spread out in a line and move forward or backward several giant steps.
2. Have the children form a line across the playing area, with social distancing space between them if needed.
3. Like in the game Mother, May I, children will have to respond to your requests of “take two giant steps forward” or “take one baby step forward,” remembering to say “Mother Mary, May I Please?” If they fail to remember to say it, they must go back to the starting line.
4. HOWEVER, in this game they must remember to do the OPPOSITE of what you say and not the thing you say. If you say to take three baby steps forward, they must take three baby steps backward. If you say take a giant step forward, they must take a giant step backward.
5. The person who gets to the finish line first wins.

#### Conclusion:

**You had to remember two things: To say “Mother Mary, May I Please,” and to go in the opposite direction that I said. It’s a little like Jesus’ mother Mary, having to remember the things the angel Gabriel told her and not to be upset by any of it. It was very special that God spoke, and even though it was difficult, she responded in all the right ways. Let’s try to remember to respond to God’s calls to us—even when it seems a bit confusing or hard!**





God sent the angel Gabriel to Nazareth, to Mary, a virgin pledged to be married to a man named Joseph. "Do not be afraid, Mary; you will conceive and give birth to a son and you are to call him Jesus."


# Color by Numbers!

1 = Light blue  
2 = Yellow

3 = Orange  
4 = Purple

5 = Skin tone  
6 = Gray

7 = Brown  
8 = Black




The angel Gabriel visits Mary.

Luke 1: 26-38

# THE ANGEL GABRIEL VISITS MARY

## WORD SEARCH

**Instructions:** Flip over to Luke 3 and you'll see a very special genealogy! For Jesus' birthday story, Luke lists his ancestors all the way back to Adam! Find some of the 76 names of his ancestors below in the word search. As many are Bible heroes, circle those you recognize!



### Words to Find:

ADAM  
JOSEPH  
DAVID  
BOAZ

SALMON  
ABRAHAM  
ISAAC  
JACOB

JUDAH  
NOAH  
ENOCH  
METHUSELAH  
SETH


SHEM  
LAMECH  
OBED  
JESSE  
NATHAN



# THE ANGEL GABRIEL VISITS MARY

## CROSSWORD: The Angel Gabriel's Visit to Mary

**Instructions:** We read the story of the angel Gabriel visiting Mary in Luke 1:26-38 (NIV). Use the text to fill in the answers and solve the crossword.




### Across

3. "Greetings," the angel said. "You are highly..."
7. The angel said the baby would be conceived by the Holy ...
8. Mary's relative who was pregnant at the same time with John the Baptist

### Down

1. The town where Mary lived
2. The region of the town where Mary lived
4. Mary felt this emotion at first when Gabriel spoke.
5. The name to be given to Mary's baby.
6. This ancestor of Jesus' was mentioned, right before the mention of Jacob.
9. Mary told the angel that she was the Lord's ....
10. Man to whom Mary was engaged



## THE ANGEL GABRIEL VISITS MARY

Be sure you learned this week's lesson! Take this quiz and circle the correct answers.

**1. Nazareth, where Mary lived, is a town in this region**

- A. Hopewell
- B. Bethlehem
- C. Galilee
- D. Jerusalem

**2. Gabriel told Mary she was highly...**

- A. respected
- B. virtuous
- C. immaculate
- D. favored

**3. Jesus would be called the son of the**

- A. loveliness
- B. most arduous
- C. most high
- D. most immaculate

**4. Jesus would reign over this man's descendants forever**

- A. Joseph
- B. Isaac
- C. Jacob
- D. Moses

**5. Jesus' kingdom will**

- A. come to earth
- B. end suddenly
- C. never end
- D. include everyone

**6. Name of Mary's cousin, also pregnant**

- A. Magdalene
- B. Elizabeth
- C. Zechariah
- D. Ruth

**7. Mary's cousin was already this far along in her pregnancy**

- A. six months
- B. six weeks
- C. six days
- D. five weeks

**8. "May your word to me be..."**

- A. fulfilled
- B. invalidated
- C. blessed
- D. upended



# PARENT HANDOUT



Scriptures to Read: Luke 1:26-38



## This Week We Learned About ...

In this story, an angel comes to Mary to tell her she will give birth to Jesus. At first, she is anxious, but then she puts her faith in God. She is willing to be used by the Lord! Let's review the scripture and see what we can learn from her encounter with the angel Gabriel.



### ✓ Questions for Kids:

1. How did Mary feel when she first heard Gabriel's message?
2. What are some of the words the angel used to describe how fortunate Mary was to become the mother of Jesus?
3. At the end of the passage, how does Mary refer to herself when she agrees to take on this important job?

### ✓ Dinner Table Discussion:

Mary was asked to do something that could have made people judge her or shame her. Have you ever had an experience where you had to do something for God or act a like a Christian even though you knew people would judge you?

How do you think Mary felt knowing that she was being given a great honor, but that the people around her might not understand? (There is no wrong answer. It's ok to use your imagination to try to put yourself in Mary's shoes.)

### Scripture Notes (tuck in lunchboxes, tape to mirrors, etc.):



*Trust in the Lord with all your heart  
and lean not on your own understanding;  
in all your ways submit to him,  
and he will make your paths straight.*  
**Proverbs 3:5-6**



*Now faith is confidence in what we hope for and assurance about  
what we do not see.*  
**Hebrews 11:1**



*When I am afraid, I put my trust in you.* **Psalm 56:3**



# LEARNING LOOKUPS

## THE ANGEL GABRIEL VISITS MARY

**Lookup:** Romans 8:28 and write it down.

---

---

---

**Lookup:** Isaiah 41:10. Write down the verse.

---

---

---

**Question:** What part of Mary's story encourages you to trust in the Lord?

---

---

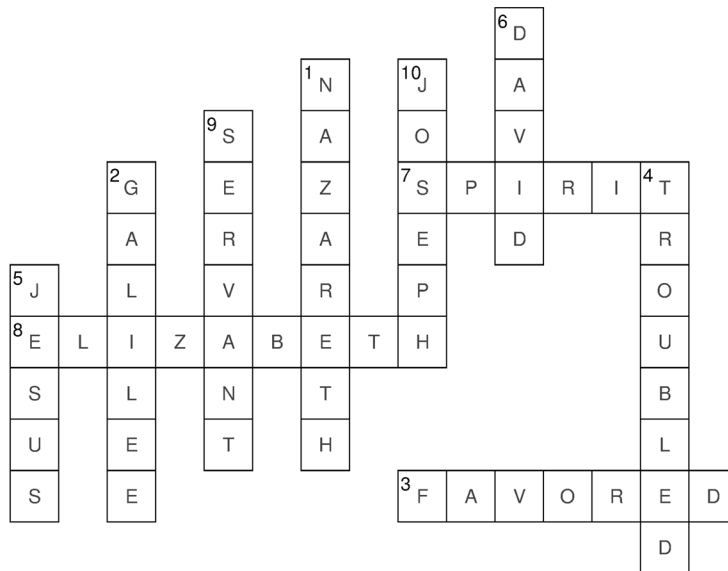

**Create a prayer below.** Speak to God and write it. Ask God to help you trust him like Mary did, using your own words:

---

---

---





### Teacher's QUIZ ANSWERS in order:

1. Galilee
2. favored
3. Most High
4. Jacob
5. never end
6. Elizabeth
7. six months
8. fulfilled





# THE ANGEL GABRIEL VISITS MARY

CERTIFICATE OF COMPLETION

NAME:

DATE:

