

GRADES
K-6

UNDERSTANDING CHRISTIAN SYMBOLS

Fish

Printable Lesson Kit



M **GHTY MESSAGES**

THANK YOU

Thank you for ordering from www.TeachSundaySchool.com. We strive to offer you top notch Bible teaching tools. Feel free to contact us with any questions a marykate@teach sundayschool.com.

HOW TO PRINT

If you are having any trouble printing, here are some helpful tips:

- 1) Adobe Acrobat PDF Reader is the most universal PDF reader and comes standard on most computers. If you are having issues, check to make sure you are using a recent version of Adobe, which is available free online here.
- 2) If for any reason a page is being cut off, when you push the “print” button and the dialogue box pops up, check the box “fit”.

TERMS OF USE

The material enclosed is copyrighted. You do not have resell rights or giveaway rights to the material provided herein. Only customers that have purchased this material are authorized to view it.

Allowed:

You are able to print as many times as you would like for personal, family, or single church/school use. (Please show this to any printer you may take this to in order to prove that you are not infringing on the copyright by printing this file).

If you would like to use this file for multiple schools or churches, please email us at marykate@teach sundayschool.com for information on a bundle purchase price.

Not Allowed:

This digital file cannot be given to anyone else. In order to own a digital file, it must be purchased. This file is never to be emailed to anyone else for the purpose of giving it to them or sharing it with them. In order to own a file, it must be purchased.

Do not post this file, or images from this file on a blog, website, or anything like it for the purpose of giving it away or selling it.

Do not change this file in any way.

Do not use all or part of this file for commercial use in any way.

Anything that is not meant for the intended use of this file, which is for personal, family, or single church/school use is not allowed. We are offering this as a digital file for the convenience of our customers. Any abuse of that is not allowed.

If you feel you have obtained an unauthorized copy of this material, please email us at marykate@teach sundayschool.com.

LEGAL NOTICE

While all attempts have been made to verify information provided in this publication, neither the author nor the publisher assumes any responsibility for errors, omissions or contrary interpretation of the subject matter herein. The publisher wants to stress that the information contained herein may be subject to varying state and / or local laws or regulations. All users are advised to retain competent counsel to determine what state and / or local laws or regulations may apply to the user’s particular operation.

The purchaser or reader of this publication assumes responsibility for the use of these materials and information. Adherence to all applicable laws and regulations, federal, state and local, governing professional licensing, operation practices, and all other aspects of operation in the US or any other jurisdiction is the sole responsibility of the purchaser or reader. The publisher and author assume no responsibility or liability whatsoever on the behalf of any purchaser or reader of these materials. Any perceived slights of specific people or organizations is unintentional.

CONTENTS

Lesson Overview	4
Scripture & Lesson	5
Printable Craft	7
Coloring Page	10
Word Search	11
Crossword Puzzle	12
At-A-Glance	13
Take Home Fun Page	14
Learning Lookups	15
Quiz	16
Answer Key	17
Certificate of Completion	18



LESSON OVERVIEW



FISH MIGHTY MESSAGES

This lesson on the origins of the fish symbol and how we've used it will give kids some background on the start of Christianity and how the symbol is used today. They will easily recognize the symbol and may even want to wear it!



How to Use the Lesson Kit:

The lesson contains the following to help children ages 4 through 12 (kindergarten through 6th grade). This lesson contains many activities to help children in K-6 grade understand the subject. Feel free to fix and match activities to those that you feel will be age appropriate to your kids!



WHAT'S INCLUDED:

- Scripture Reading & Lesson
- Discussion Questions
- Printable Craft
- Coloring Page
- Wordsearch
- Crossword Puzzle
- Learning Lookups Journaling
- Quiz
- Reference Sheet
- Certificate of Completion
- Answer Page



MATERIALS LIST:

- An image of the fish symbol, printed out or on your phone (or use coloring page included)
- Crayons
- Glue sticks
- Scissors
- Pencils or pens
- Bibles (electronic or hardcopy)
- Hole Punch
- String or Yarn
- White paper/cardstock (craft)



SCRIPTURE & LESSON

PASSAGE (NIV): VARIOUS PASSAGES ABOUT THE SYMBOL

Read the following excerpts as shown (NIV translation), or read from your chosen Bible translation:



Mark 1:17

“Come, follow me,” Jesus said, “and I will send you out to fish for people.”

Matthew 13:47-52

⁴⁷ “Once again, the kingdom of heaven is like a net that was let down into the lake and caught all kinds of fish. ⁴⁸ When it was full, the fishermen pulled it up on the shore. Then they sat down and collected the good fish in baskets, but threw the bad away. ⁴⁹ This is how it will be at the end of the age. The angels will come and separate the wicked from the righteous ⁵⁰ and throw them into the blazing furnace, where there will be weeping and gnashing of teeth.

⁵¹ “Have you understood all these things?” Jesus asked.

“Yes,” they replied.

⁵² He said to them, “Therefore every teacher of the law who has become a disciple in the kingdom of heaven is like the owner of a house who brings out of his storeroom new treasures as well as old.”

Matthew 15:34-38

³⁴ “How many loaves do you have?” Jesus asked.

“Seven,” they replied, “and a few small fish.”

³⁵ He told the crowd to sit down on the ground. ³⁶ Then he took the seven loaves and the fish, and when he had given thanks, he broke them and gave them to the disciples, and they in turn to the people. ³⁷ They all ate and were satisfied. Afterward the disciples picked up seven basketfuls of broken pieces that were left over. ³⁸ The number of those who ate was four thousand men, besides women and children.

Questions for Children

- 1. In the first passage from which we get our “fish symbol,” Jesus was telling the disciples they would fish for people instead of fish if they followed him. What did he mean by that? Would the fishermen disciples be catching people on hooks?** *They would be bringing people in to the Kingdom of God by sharing God’s love through Christ.*
- 2. The second passage about fish describes the end of the age. It speaks of the angels throwing away bad fish and taking in the good fish. What are the fish a symbol of? People. This does not mean that God will throw away people who have sinned, because as Romans 3:23 states, “for ALL have sinned and fall short of the glory of God.” What qualifies as a person who doesn’t get taken into heaven?** *Someone who chose evil and selfish pursuits over God’s love. John 3:16 says, “For God so loved the world that he gave his one and only Son, that whoever believes in him shall not perish but have eternal life.”*
- 3. The third passage that is famous for its fish tells of a miracle. Which one was it?** *(Reread parts of the passage if necessary.) The miracle of feeding thousands on a few fish and five loaves of bread. In one gospel story, the loaves and fishes were actually brought to the disciple Andrew by a little boy. This was his lunch. What does this tell you about kids being involved in Christ’s work? If we are willing, he will make us able. If we make ourselves available, he will make us able. Anyone of any age can serve the Lord.*



TEACHER’S MIGHTY MESSAGE

Throughout your message, keep visible a copy of your coloring sheet, containing the symbol, which you can point to.

We have many mentions of fish in our Bible. The sign of the fish came from some of them. We are not sure which scriptures directly provided the symbol, but the ones we looked at are thought to be among them.

The sign of the fish became popular in the early days of Christianity when Christians were persecuted, arrested, and even killed for their beliefs. Various groups of pagans had also used the sign of the fish to represent things like fertility. Hence, it was a great sign for persecuted Christians to use to identify each other without arousing suspicion.

Some stories state Christians drew the sign in the sand with their feet to identify themselves; other Christians would recognize the sign, but those who didn’t would just think the person was doodling with their foot. Another states that a Christian would draw the one arc of the fish. If the person they were speaking to drew the second arc, they would know they were both Christians.

Today, people wear the symbol around their necks on necklaces. They place it above doors in their homes to reflect their faith. The sign of the fish can be seen on everything from book jackets to bumper stickers. Thankfully, we do not live in fear of showing our faith, and the symbol has become a celebration of belief instead of a secret sign.





MATERIALS:

- Fish Windsock Printable Craft
- White Cardstock
- Coloring Utensils
- Scissors
- Glue Stick
- Hole Punch
- String or Yarn





PREPARATION:


- Print out a copy of the printable craft for each student


INSTRUCTIONS:

1. Color images as desired
2. Cut out Fish Windsock
3. Using hole punch, create holes where indicated
4. Apply glue to white space on side of fish, then roll around and attach to other side of fish
5. Cut string to length desired and then tie string Fish Windsock through punched holes
6. Hang Windsock











WORD SEARCH

Instructions: We are not sure what type of fish were used in Jesus' miracles. Between the Great Sea and the Sea of Galilee, by which he lived and ministered, the waters are teeming with great-tasting fish! Below are just some. Find them in the word search.

A	N	C	H	O	V	I	E	S	D	M	D
G	C	G	M	A	C	K	E	R	E	L	V
R	J	R	Q	X	N	U	S	Q	N	E	P
O	S	O	B	A	S	S	Q	U	I	D	L
U	B	U	B	H	A	K	E	L	S	N	E
N	Q	P	O	L	L	A	C	K	E	S	M
D	C	E	N	A	M	T	U	N	A	E	U
F	H	R	I	V	S	E	U	D	L	C	L
I	O	H	T	R	R	R	A	R	V	Y	L
S	F	L	O	A	B	C	F	G	B	C	E
H	E	F	I	K	I	T	U	R	B	O	T
Z	O	O	V	C	F	W	H	F	B	D	P

Words to Find:

MULLET
 COD
 LAVRAK
 DENISE
 GROUND FISH

EEL
 GROUPE
 HAKE
 SKATE
 BONITO


CICADAS
 POLLACK
 MACKEREL
 TURBO
 SQUID

TURBOT
 ANCHOVIES
 TUNA
 BASS



CROSSWORD PUZZLE

Instructions: Use your At-A-Glance Sheet, Famous Scriptures Relating to the Fish, to complete the answers to the crossword puzzle below.



Across

2. Famous Old Testament prophet who spent three nights in the belly of the fish
5. The disciple who doubtfully told Jesus they would cast their nets again after a night of hard work
7. At the Miraculous Catch of Fish, the boats started to do this
8. The side of the boat which Jesus told the disciples to cast in the second miraculous catch
9. Word used to describe the number of fish at the second miraculous catch.
10. Matthew, Mark, Luke, and John are part of this group of Bible books
11. Two of the famous fish stories come from this Bible book

Down

1. I will send you out to fish for....
3. Christ's miracle of feeding the multitude started with a few fish and this many loaves
5. Number of baskets of crumbs picked up after Jesus fed the multitude g in Matthew 15
6. At the Miraculous Catch of Fish, the nets started to do this
12. Jesus was trying to get the disciples to do this when he told them they would fish for people

CHRISTIAN SYMBOLS

Fish

AT A GLANCE: FAMOUS SCRIPTURES RELATING TO THE FISH

There are many mentions of fish in our Bible, but the following are thought to have helped create the symbol of the fish. Put an X beside any that are familiar to you.

MARK 1:17

“Come, follow me,” Jesus said, “and I will send you out to fish for people.”

MATTHEW 12:40

For as Jonah was three days and three nights in the belly of a huge fish, so the Son of Man will be three days and three nights in the heart of the earth.

MATTHEW 15:34-37

³⁴ “How many loaves do you have?” Jesus asked. “Seven,” they replied, “and a few small fish.”

³⁵ He told the crowd to sit down on the ground. ³⁶ Then he took the seven loaves and the fish, and when he had given thanks, he broke them and gave them to the disciples, and they in turn to the people. ³⁷ They all ate and were satisfied. Afterward the disciples picked up seven basketfuls of broken pieces that were left over.

LUKE 5:4-7

When he had finished speaking, he said to Simon, “Put out into deep water, and let down the nets for a catch.”

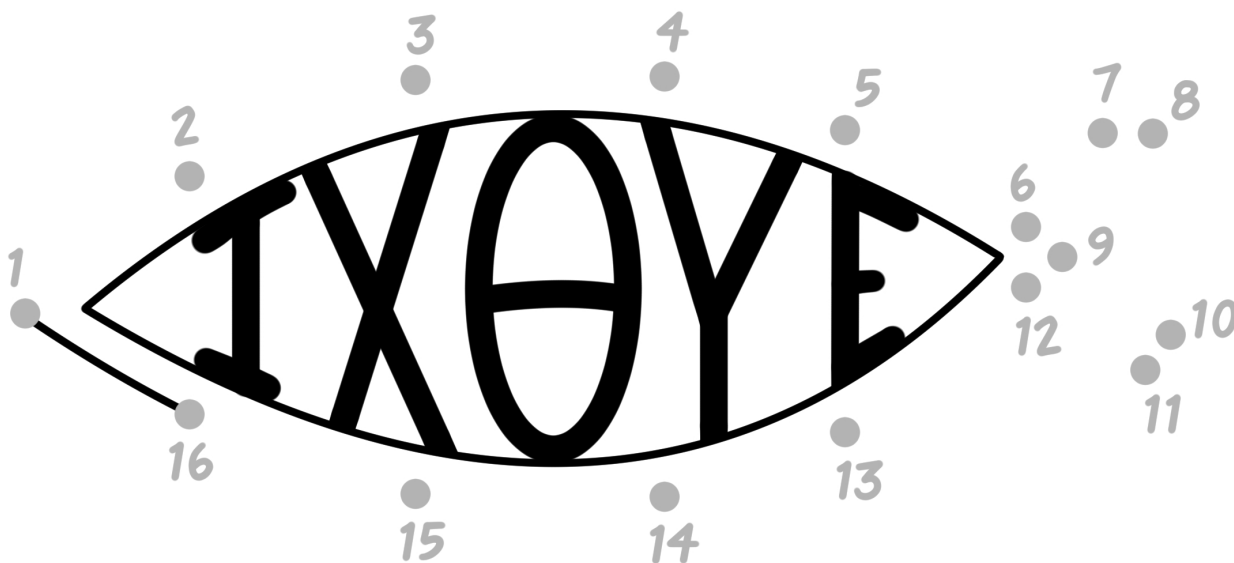
Simon answered, “Master, we’ve worked hard all night and haven’t caught anything. But because you say so, I will let down the nets.”

When they had done so, they caught such a large number of fish that their nets began to break. So they signaled their partners in the other boat to come and help them, and they came and filled both boats so full that they began to sink.

JOHN 21:6

(the second miraculous catch of the disciples) He said, “Throw your net on the right side of the boat and you will find some.” When they did, they were unable to haul the net in because of the large number of fish.

Connect the Dots!



A fish is a symbol
of Christianity

Write out the following important scripture for this symbol: Matthew 12:40

Lookup: Matthew 13:47 and write it down.

Lookup: Matthew 13:48 and write it down.

Question: These two verses go together and tell us something about the importance of committing our lives to Jesus. Write some ways Christ can help you with your habits or desires so that you don't turn into a bad fish.

Create a prayer below. Speak to God and write it. Ask God to give you a heart that is fully committed to Jesus, using your own words:



Instructions: Use your At-A-Glance Sheet to fill in the scripture verses below that have to do with fish.

FISH IN THE BIBLE

Mark 1:17

“Come, _____ me,” Jesus said, “and I will send you out to fish for _____.”

Matthew 12:40

For as _____ was three days and three nights in the belly of a huge fish, so the Son of Man will be three days and three nights in the heart of the _____.

Matthew 15:34-37

34 “How many loaves do you have?” Jesus asked. “Seven,” they replied, “and a few small fish.”
35 He told the crowd to sit down on the ground. 36 Then he took the _____ loaves and the fish, and when he had given thanks, he broke them and gave them to the disciples, and they in turn to the people. 37 They all ate and were _____. Afterward the disciples picked up seven basketfuls of broken pieces that were left over.

Luke 5:4-7

When he had finished speaking, he said to Simon, “Put out into deep _____, and let down the nets for a _____.”

Simon answered, “Master, we’ve worked hard all night and haven’t caught anything. But because you say so, I will let down the nets.”

When they had done so, they caught such a large number of fish that their nets began to break. So they signaled their partners in the other boat to come and help them, and they came and filled both boats so full that they began to sink.

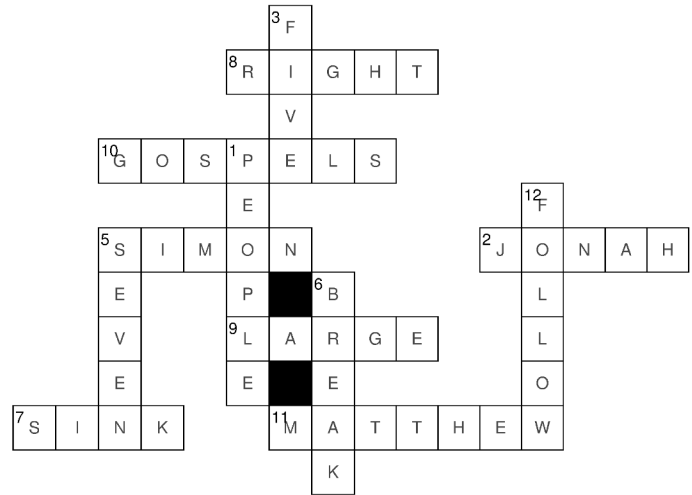
John 21:6

(the 2nd miraculous catch of the disciples) He said, “Throw your net on the _____ side of the boat and you will find some.” When they did, they were unable to haul the net in because of the large number of _____.



ANSWER KEY

(A)	N	C	H	O	V	I	E	S	(D)	M	D
(G)	C	(G)	(M)	A	C	K	E	R	(E)	L	V
R	J	R	Q	X	N	U	S	Q	N	E	P
O	S	O	(B)	A	S	(S)	Q	U	I	D	L
U	B	U	(B)	(H)	A	K	E	L	S	N	E
N	Q	(P)	O	(L)	L	A	C	K	E	S	(M)
D	C	E	N	A	M	(T)	U	N	A	E	U
F	H	R	I	V	S	E	U	D	L	C	L
I	O	H	T	R	R	R	A	R	V	Y	L
S	F	L	O	A	B	C	F	G	B	(C)	E
H	E	F	I	K	I	(T)	U	R	B	O	T
Z	O	O	V	(C)	F	W	H	F	B	D	P



Teacher's QUIZ ANSWERS in order:

- 1) follow
- 2) people
- 3) Jonah
- 4) earth
- 5) seven
- 6) satisfied
- 7) water
- 8) catch
- 9.) right
- 10.) fish



CERTIFICATE OF COMPLETION



NAME: _____

DATE: _____