

GRADES
K-6

UNDERSTANDING CHRISTIAN SYMBOLS

Angels

Printable Lesson Kit



M **GHTY MESSAGES**

THANK YOU

Thank you for ordering from www.TeachSundaySchool.com. We strive to offer you top notch Bible teaching tools. Feel free to contact us with any questions a marykate@teachsundayschool.com.

HOW TO PRINT

If you are having any trouble printing, here are some helpful tips:

- 1) Adobe Acrobat PDF Reader is the most universal PDF reader and comes standard on most computers. If you are having issues, check to make sure you are using a recent version of Adobe, which is available free online here.
- 2) If for any reason a page is being cut off, when you push the “print” button and the dialogue box pops up, check the box “fit”.

TERMS OF USE

The material enclosed is copyrighted. You do not have resell rights or giveaway rights to the material provided herein. Only customers that have purchased this material are authorized to view it.

Allowed:

You are able to print as many times as you would like for personal, family, or single church/school use. (Please show this to any printer you may take this to in order to prove that you are not infringing on the copyright by printing this file).

If you would like to use this file for multiple schools or churches, please email us at marykate@teachsundayschool.com for information on a bundle purchase price.

Not Allowed:

This digital file cannot be given to anyone else. In order to own a digital file, it must be purchased. This file is never to be emailed to anyone else for the purpose of giving it to them or sharing it with them. In order to own a file, it must be purchased.

Do not post this file, or images from this file on a blog, website, or anything like it for the purpose of giving it away or selling it.

Do not change this file in any way.

Do not use all or part of this file for commercial use in any way.

Anything that is not meant for the intended use of this file, which is for personal, family, or single church/school use is not allowed. We are offering this as a digital file for the convenience of our customers. Any abuse of that is not allowed.

If you feel you have obtained an unauthorized copy of this material, please email us at marykate@teachsundayschool.com.

LEGAL NOTICE

While all attempts have been made to verify information provided in this publication, neither the author nor the publisher assumes any responsibility for errors, omissions or contrary interpretation of the subject matter herein. The publisher wants to stress that the information contained herein may be subject to varying state and / or local laws or regulations. All users are advised to retain competent counsel to determine what state and / or local laws or regulations may apply to the user’s particular operation.

The purchaser or reader of this publication assumes responsibility for the use of these materials and information. Adherence to all applicable laws and regulations, federal, state and local, governing professional licensing, operation practices, and all other aspects of operation in the US or any other jurisdiction is the sole responsibility of the purchaser or reader. The publisher and author assume no responsibility or liability whatsoever on the behalf of any purchaser or reader of these materials. Any perceived slights of specific people or organizations is unintentional.

CONTENTS

Lesson Overview	4
Scripture & Lesson	5
Printable Craft	8
Coloring Page	11
Word Search	12
Crossword Puzzle	13
At-A-Glance	14
Take Home Fun Page	15
Learning Lookups	16
Quiz	17
Answer Key	18
Certificate of Completion	19

CHRISTIAN SYMBOLS

Angels

LESSON OVERVIEW



ANGELS MIGHTY MESSAGES

This lesson on the origins of the angel symbol and how we've used it will give kids some background on God's protection and his ability to communicate with us. They will think of angels as a great source of comfort and protection.



How to Use the Lesson Kit:

This lesson contains many activities to help children in K-6 grade understand the subject. Feel free to fix and match activities to those that you feel will be age appropriate to your kids!



WHAT'S INCLUDED:

- Scripture Reading & Lesson
- Discussion Questions
- Printable Craft
- Coloring Page
- Wordsearch
- Crossword Puzzle
- Learning Lookups Journaling
- Quiz
- Reference Sheet
- Certificate of Completion
- Answer Page



MATERIALS LIST:

- An image of an angel either printed out or on your phone (the coloring page can be used here also)
- Glue sticks
- Scissors
- White Cardstock or White Paper
- Coloring Utensils
- Pencils or pens
- Bibles (electronic or hardcopy)

CHRISTIAN SYMBOLS

Angels

SCRIPTURE & LESSON

PASSAGE (NIV): VARIOUS PASSAGES ABOUT THE SYMBOL

Read the following excerpts as shown (NIV translation), or read from your chosen Bible translation:



2 Kings 6:8-17

⁸ Now the king of Aram was at war with Israel. After conferring with his officers, he said, “I will set up my camp in such and such a place.”

⁹ The man of God sent word to the king of Israel: “Beware of passing that place, because the Arameans are going down there.” ¹⁰ So the king of Israel checked on the place indicated by the man of God. Time and again Elisha warned the king, so that he was on his guard in such places.

¹¹ This enraged the king of Aram. He summoned his officers and demanded of them, “Tell me! Which of us is on the side of the king of Israel?”

¹² “None of us, my lord the king,” said one of his officers, “but Elisha, the prophet who is in Israel, tells the king of Israel the very words you speak in your bedroom.”

¹³ “Go, find out where he is,” the king ordered, “so I can send men and capture him.” The report came back: “He is in Dothan.” ¹⁴ Then he sent horses and chariots and a strong force there. They went by night and surrounded the city.

¹⁵ When the servant of the man of God [Elisha] got up and went out early the next morning, an army with horses and chariots had surrounded the city. “Oh no, my lord! What shall we do?” the servant asked.

¹⁶ “Don’t be afraid,” the prophet answered. “Those who are with us are more than those who are with them.”

¹⁷ And Elisha prayed, “Open his eyes, Lord, so that he may see.” Then the Lord opened the servant’s eyes, and he looked and saw the hills full of horses and chariots of fire [angels] all around Elisha.



Luke 2:8-15

⁸ And there were shepherds living out in the fields nearby, keeping watch over their flocks at night. ⁹ An angel of the Lord appeared to them, and the glory of the Lord shone around them, and they were terrified. ¹⁰ But the angel said to them, “Do not be afraid. I bring you good news that will cause great joy for all the people. ¹¹ Today in the town of David a Savior has been born to you; he is the Messiah, the Lord. ¹² This will be a sign to you: You will find a baby wrapped in cloths and lying in a manger.”

¹³ Suddenly a great company of the heavenly host appeared with the angel, praising God and saying,

¹⁴ “Glory to God in the highest heaven,

and on earth peace to those on whom his favor rests.”

¹⁵ When the angels had left them and gone into heaven, the shepherds said to one another, “Let’s go to Bethlehem and see this thing that has happened, which the Lord has told us about.”

Matthew 26:51-54

Then the men stepped forward, seized Jesus and arrested him. ⁵¹ With that, one of Jesus’ companions reached for his sword, drew it out and struck the servant of the high priest, cutting off his ear.

⁵² “Put your sword back in its place,” Jesus said to him, “for all who draw the sword will die by the sword. ⁵³ Do you think I cannot call on my Father, and he will at once put at my disposal more than twelve legions of angels? ⁵⁴ But how then would the Scriptures be fulfilled that say it must happen in this way?”

Questions for Children

1. The first passage occurred in the Old Testament, around 700 years before Jesus was born. The horses and chariots of fire were angels who were there for Elisha and his friends. What were the angels there to do? *Protect them and fight for them in any battle.* Here's a very famous Bible verse:

Psalm 91:11-12: *For he will command his angels concerning you to guard you in all your ways; they will lift you up in their hands, so that you will not strike your foot against a stone.*

2. In Luke 2, the shepherds were watching their flocks by night shortly after Jesus was born. They saw a different type of huge crowd of angels, called a "host." What were these angels there to do? *Announce good news and give the shepherds directions to find the baby Jesus.* So, God sends some angels to guard. He sends some angels to guide.

3. In the last passage we see that Jesus refused a host of angels to guide him. He didn't call on the Father to send them because he chose instead to die for the sins of mankind. However, this passage tells us that not just one angel, but legions are available to us when we ask according to God's will. What are some situations where you might call on a legion or host of angels?



TEACHER'S MIGHTY MESSAGE

Throughout your message, keep visible a copy of your coloring sheet, containing the symbol, which you can point to.

The angel symbol is used in one of two ways. The first way to show our belief in God's protection. We believe we can be surrounded by angels all the time—thought we might not be thinking about it. Hosts of angels have protected many people from car accidents, house fires, natural disasters. If we are living our lives in service to God, he will often continue it in the face of very threatening circumstances.

The second way the symbol is used is to show our belief in God sending messages. Throughout the Bible, God often delivered very important messages through angels, one being the Angel Gabriel. Gabriel spoke to Mary, the mother of Jesus, to announce his coming. He also spoke to the husband of Mary's relative Elizabeth to announce the birth of John the Baptist.

These symbols of angels proclaiming messages are often seen with trumpets. The trumpet symbolizes the message; the angel symbolizes God's messenger.

The Bible gives us many instances of angels guarding and angels guiding. We can believe in God's grace in our own lives. Having symbols of angels around helps us to remember.





MATERIALS:

- Angel Cone Printable Craft File (two pages)
- White Cardstock or White Paper
- Coloring Utensils
- Scissors
- Glue



PREPARATION:

- Print one copy of Angel Cone Craft for each student. Student can have choice of creating boy or girl angel.


INSTRUCTIONS:

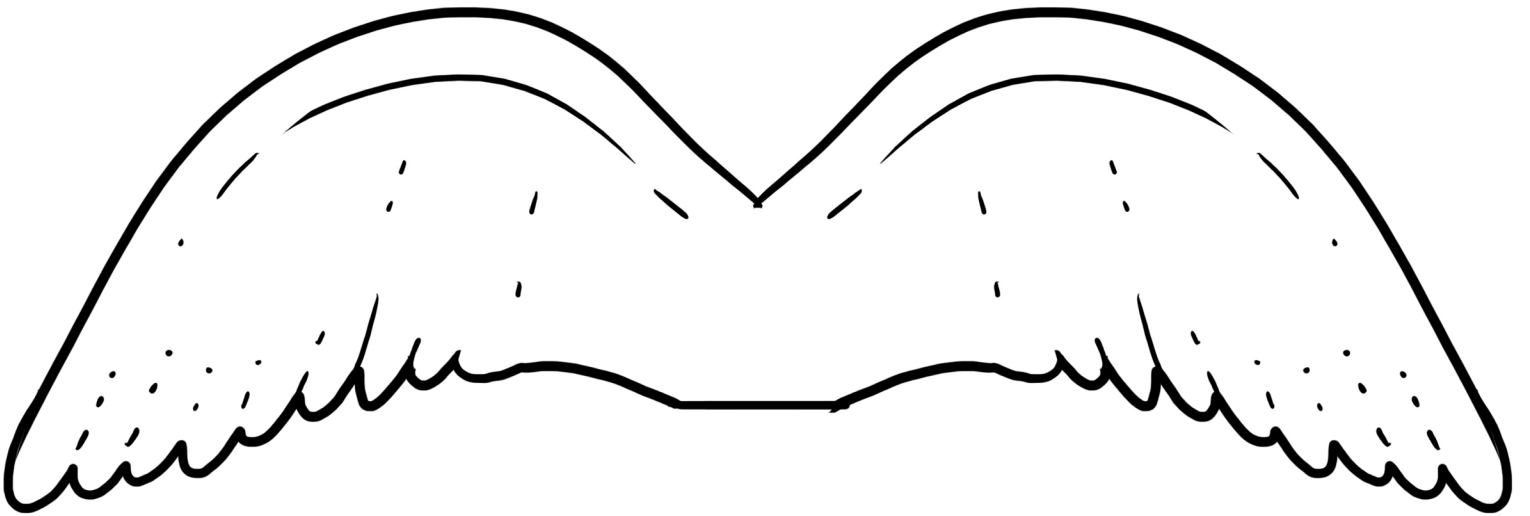

1. Color pages as desired.
2. Carefully cut out pieces
3. Glue two arm pieces to heart. Fold back tabs on top of arms and glue to Angel body.
4. Glue Angel body closed, creating a cone shape.
5. Glue wings to back of Angel body.

Introduction or Conclusion

We have no idea what the angels look like (unless we're lucky enough to see one!), but we do know they are beautiful and unlike anything most people have ever seen. God loves it when we try to imagine what his creations are like or how it might be in heaven. Share a little bit about your angel and why you decorated her the way you did.











WORD SEARCH

Instructions: Below are the names of just some people or groups of people who were visited by angels in the Bible. Just like angel visibility is often hidden from us, these names are hidden in the word search. But if you look carefully! You can find them!
It's just like feeling the presence of angels in real life.

J	P	R	O	P	H	E	T	S	R	M	L	Z	R	G	G
O	L	F	H	D	K	A	B	R	A	H	A	M	J	X	G
H	Z	U	J	U	M	E	S	H	A	C	H	Z	O	T	U
N	Y	A	D	A	H	P	F	N	M	K	S	U	S	L	U
M	I	I	E	U	C	F	C	U	P	Q	H	Z	E	U	S
P	G	E	W	P	R	O	Q	X	U	U	E	E	P	V	Y
R	W	L	A	D	K	V	B	W	K	L	P	C	H	E	H
Q	A	I	A	B	A	M	A	R	Y	R	H	H	F	Z	I
A	G	S	T	J	E	V	E	G	Z	L	E	A	A	E	E
B	K	H	H	X	O	D	I	L	L	X	R	R	P	K	P
Q	A	A	K	A	Y	S	N	D	I	M	D	I	G	I	A
X	L	O	T	S	C	S	H	E	C	J	S	A	F	E	U
P	E	T	E	R	E	L	V	U	G	J	A	H	W	L	L
V	B	V	G	S	I	U	B	K	A	O	Y	H	R	I	V
F	S	T	O	A	N	M	S	H	A	D	R	A	C	H	X
C	Y	M	H	B	L	G	K	O	D	A	N	I	E	L	K

Words to Find:

MARY
JOSEPH
PETER
PAUL
JOHN


ZECHARIAH
ELIJAH
ELISHA
MOSES
DAVID

JOSHUA
ABRAHAM
DANIEL
EZEKIEL
JACOB

LOT
SHADRACH
MESHACH
ABEDNEGO
SHEPHERDS

PROPHETS

Instructions: Use your At-A-Glance Sheet to complete the answers to the crossword puzzle below.



Across

- 4. The angel told Joseph to call his son by this name
- 7. Name of the king who proclaimed belief in the God of Shadrach, Meshach, and Abednego
- 8. These frightening creatures are kept in what is called a 'den'

Down

- 1. Month of Elizabeth's pregnancy in which the angel Gabriel visited Mary
- 2. The angel told Mary she was full of this particular virtue
- 3. The angel called Joseph the son of this Old Testament king, meaning he was of the same tribe
- 5. This appeared to Jesus shortly before his arrest to strengthen him
- 6. Name of a household item used in Luke 22:41-43 to symbolize a burden or problem
- 9. Prophet who was thrown in with the lions
- 10. Daniel told the king that God had shut this part of the lions' bodies

CHRISTIAN SYMBOLS

Angels

AT A GLANCE: FAMOUS SCRIPTURES ABOUT ANGEL VISITS

Below are the most famous Bible passages about angels visiting people.
Put an X next to any if you wish you had been there!

LUKE 1:26-28

(An angel appears to Zechariah, father of John the Baptist)
"In the sixth month, the angel Gabriel was sent from God to a town of Galilee called Nazareth, to a virgin betrothed to a man named Joseph, of the house of David, and the virgin's name was Mary." And coming to her, he said, "Hail, Full of Grace! The Lord is with you."

MATTHEW 1:20-21

(Angel appears to Joseph, Mary's husband)
But as he considered this, behold, an angel of the Lord appeared to him in a dream, saying, "Joseph, son of David, do not fear to take Mary your wife, for that which is conceived in her is of the Holy Spirit; she will bear a son, and you shall call his name Jesus, for he will save his people from their sins."

LUKE 22:41-43

(Angel appears just before the arrest of Jesus)
He withdrew about a stone's throw beyond them, knelt down and prayed, "Father, if you are willing, take this cup from me; yet not my will, but yours be done." An angel from heaven appeared to him and strengthened him.


DANIEL 3:28

(Angel protects three of God's servants from fire)
Then Nebuchadnezzar said, "Praise be to the God of Shadrach, Meshach and Abednego, who has sent his angel and rescued his servants! They trusted in him and defied the king's command and were willing to give up their lives rather than serve or worship any god except their own God."

DANIEL 6:19-20

(Angel protects Daniel the Prophet from the lions)
At the first light of dawn, the king got up and hurried to the lions' den. When he came near the den, he called to Daniel in an anguished voice, "Daniel, servant of the living God, has your God, whom you serve continually, been able to rescue you from the lions?"

Connect the Dots!



Angels give us God's messages

Write out the following important scripture for this symbol: Hebrews 13:1-2

Lookup: Hebrews 13:1-2 and write it down.

Lookup: Daniel 9:21 and write it down.

Question: Both verses tell of angels who look just like people. Have you ever met someone you thought was an angel? If, so who? Write what sort of situation you'd be in to see a human-looking angel:

Create a prayer below. Speak to God and write it. Ask God to show you an angel in his good timing, using your own words:



Instructions: Use your At-A-Glance Sheet to fill in the scripture verses below that have to do with angels:

ANGELS IN THE BIBLE

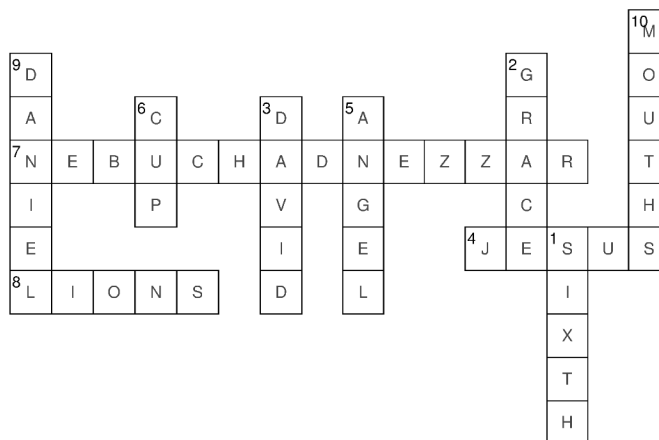

Luke 1:26-28: (An angel appears to Mary, mother of Jesus) In the sixth month of Elizabeth's pregnancy, God sent the angel _____ to Nazareth, a town in Galilee, to a virgin pledged to be married to a man named Joseph, a descendant of David. The virgin's name was Mary. The angel went to her and said, "Greetings, you who are highly _____! The Lord is with you."

Matthew 1:20-21: (Angel appears to Joseph, Mary's husband) But as he considered this, behold, an angel of the Lord appeared to him in a _____, saying, "Joseph, son of David, do not fear to take Mary your wife, for that which is conceived in her is of the _____; she will bear a son, and you shall call his name Jesus, for he will save his people from their sins."

Luke 22:41-43: (Angel appears just before the arrest of Jesus) He withdrew about a stone's throw beyond them, knelt down and prayed, "Father, if you are willing, take this cup from me; yet not my will, but yours be done." An angel from heaven appeared to him and _____ him.

Daniel 3:28: (Angel protects three of God's servants from fire) Then Nebuchadnezzar said, "Praise be to the God of Shadrach, Meshach and Abednego, who has sent his _____ and rescued his _____! They trusted in him and defied the king's command and were willing to give up their lives rather than serve or worship any god except their own God.

Daniel 6:19-20: (Angel protects Daniel the prophet from the lions) At the first light of dawn, the king got up and hurried to the _____ den. When he came near the den, he called to Daniel in an anguished voice, "Daniel, servant of the living God, has your God, whom you _____ continually, been able to rescue you from the lions?"



Teacher's QUIZ ANSWERS in order:

- 1) Gabriel
- 2) Favored
- 3) Dream
- 4) Holy Spirit
- 5) Strengthened
- 6) Angel
- 7) Servants
- 8) Lions
- 9) Serve

CHRISTIAN SYMBOLS

Angels

CERTIFICATE OF COMPLETION



NAME:

DATE: