

GRADES  
K-6

# PENTECOST

Printable Lesson Kit



**M** **GHTY MESSAGES**

# THANK YOU

Thank you for ordering from [www.TeachSundaySchool.com](http://www.TeachSundaySchool.com). We strive to offer you top notch Bible teaching tools. Feel free to contact us with any questions a [marykate@teachsundayschool.com](mailto:marykate@teachsundayschool.com).

## HOW TO PRINT

If you are having any trouble printing, here are some helpful tips:

- 1) Adobe Acrobat PDF Reader is the most universal PDF reader and comes standard on most computers. If you are having issues, check to make sure you are using a recent version of Adobe, which is available free online here.
- 2) If for any reason a page is being cut off, when you push the “print” button and the dialogue box pops up, check the box “fit”.

## TERMS OF USE

The material enclosed is copyrighted. You do not have resell rights or giveaway rights to the material provided herein. Only customers that have purchased this material are authorized to view it.

### **Allowed:**

You are able to print as many times as you would like for personal, family, or single church/school use. (Please show this to any printer you may take this to in order to prove that you are not infringing on the copyright by printing this file).

If you would like to use this file for multiple schools or churches, please email us at [marykate@teachsundayschool.com](mailto:marykate@teachsundayschool.com) for information on a bundle purchase price.

### **Not Allowed:**

This digital file cannot be given to anyone else. In order to own a digital file, it must be purchased. This file is never to be emailed to anyone else for the purpose of giving it to them or sharing it with them. In order to own a file, it must be purchased.

Do not post this file, or images from this file on a blog, website, or anything like it for the purpose of giving it away or selling it.

Do not change this file in any way.

Do not use all or part of this file for commercial use in any way.

Anything that is not meant for the intended use of this file, which is for personal, family, or single church/school use is not allowed. We are offering this as a digital file for the convenience of our customers. Any abuse of that is not allowed.

If you feel you have obtained an unauthorized copy of this material, please email us at [marykate@teachsundayschool.com](mailto:marykate@teachsundayschool.com).

## LEGAL NOTICE

While all attempts have been made to verify information provided in this publication, neither the author nor the publisher assumes any responsibility for errors, omissions or contrary interpretation of the subject matter herein. The publisher wants to stress that the information contained herein may be subject to varying state and / or local laws or regulations. All users are advised to retain competent counsel to determine what state and / or local laws or regulations may apply to the user’s particular operation.

The purchaser or reader of this publication assumes responsibility for the use of these materials and information. Adherence to all applicable laws and regulations, federal, state and local, governing professional licensing, operation practices, and all other aspects of operation in the US or any other jurisdiction is the sole responsibility of the purchaser or reader. The publisher and author assume no responsibility or liability whatsoever on the behalf of any purchaser or reader of these materials. Any perceived slights of specific people or organizations is unintentional.

# CONTENTS

Lesson Overview	4
Scripture & Lesson	5
Game	7
Coloring Page	8
Word Search	9
Crossword Puzzle	10
Printable Craft	11
Quiz	12
Parent Handout	13
Learning Lookups	14
Answer Key	15
Certificate of Completion	16

# PENTECOST

## LESSON OVERVIEW

### PENECOST MIGHTY MESSAGE

This Lesson on the Story of Pentecost will help children see some of the strength and power of the Holy Spirit and its relevance in today's culture.

#### How to Use the Lesson Kit:

This kit includes a variety of activities that you can select from to customize your perfect lesson. We suggest beginning with the Scripture Reading & Lesson followed by the Discussion Questions. From there, feel free to mix & match the activities to build your lesson plan based on the time you have allotted and the age level/interests of your kids.



#### WHAT'S INCLUDED:

- Scripture Reading & Lesson
- Discussion Questions
- Printable Craft
- Game
- Coloring Page
- Wordsearch
- Crossword Puzzle
- Learning Lookups Journaling
- Parent Handout
- Quiz
- Reference Sheet
- Certificate of Completion
- Answer Page



#### MATERIALS LIST:

- Crayons
- Glue sticks
- Scissors
- Pencils or pens
- Bibles (electronic or hardcopy)
- blindfold
- building blocks or Legos
- two chairs
- Cardboard (IMPORTANT to reinforce the whirligig)
- Sharp Piercing tool (needle, toothpick, skewer, pen)
- String (about three feet per student)
- White Paper or Cardstock (we recommend cardstock)



## SCRIPTURE & LESSON

### PASSAGE (NIV): ACTS 2:1-13

Read the following excerpts as shown (NIV translation), or read from your chosen Bible translation:



#### Acts 2:1-13

When the day of Pentecost came, they were all together in one place. Suddenly a sound like the blowing of a violent wind came from heaven and filled the whole house where they were sitting. They saw what seemed to be tongues of fire that separated and came to rest on each of them. All of them were filled with the Holy Spirit and began to speak in other tongues as the Spirit enabled them.

Now there were staying in Jerusalem God-fearing Jews from every nation under heaven. When they heard this sound, a crowd came together in bewilderment, because each one heard their own language being spoken. Utterly amazed, they asked: “Aren’t all these who are speaking Galileans? Then how is it that each of us hears them in our native language? Parthians, Medes and Elamites; residents of Mesopotamia, Judea and Cappadocia, Pontus and Asia, Phrygia and Pamphylia, Egypt and the parts of Libya near Cyrene; visitors from Rome (both Jews and converts to Judaism); Cretans and Arabs—we hear them declaring the wonders of God in our own tongues!” Amazed and perplexed, they asked one another, “What does this mean?”

Some, however, made fun of them and said, “They have had too much wine.”

## Questions for Children

1. This miracle is wonderful because it happened right after Jesus ascended. And during his life, most miracles came through him personally, though his disciples were witnesses. Now the disciples would be able to have lots of power themselves. What miracle did they immediately perform? **A: They were able to speak about God and Jesus so the people around them could understand, even though they spoke in many different languages.**
2. In the weeks and months that followed, the disciples used their newly-found power in the Holy Spirit often. What do you think they did with it? **A. While this isn't part of the text, some of the miraculous events that surrounded the disciples ought to be shared. The disciples healed people. They were able to tell everyone about Jesus in words the people could understand. They were able to hear or more easily figure out what God wanted them to do next. Some even broke free of being jailed by the help of angels.**
3. Have you ever wanted a lot of power? If so, what did you want to do with it? How are you alike or different from the disciples in this way? If you had spent the three years of Jesus' ministry with him, how do you think you would be different?



## TEACHER'S MIGHTY MESSAGE

There is an interesting saying in our culture: "People are motivated mostly by romance and by power. More often, they are motivated by power." Granted, this a very worldly saying that has nothing to do with God's presence. But think when you play a game. Everyone wants to be CAPTAIN. Many people don't just want to be in a play or a stage performance. They want the LEADING ROLE. Or they want to be the SOLOIST.

One little girl was a baton twirler. She wasn't the captain of the squad. But in the huge Fourth of July parade, the captain had a sprained ankle and couldn't perform. The little girl was SO GLAD, because SHE got to give the commands to the rest of the squad. Did she stop and feel sad that her teammate was in pain and disappointed? Probably not for long.

We can all be like this. It's part of the human condition to want power. While God has the biggest power in heaven and on earth, it makes the OTHER person more important than it makes us. It teaches us to build up OTHERS and not ourselves. God's power is about LOVING more than LONGING to be noticed.

The morning of Pentecost, the Apostle Peter spoke to 3,000 people clearly, in miraculous languages so that they could understand about the Kingdom of Heaven, where we will ALL be built up, noticed, and quite powerful.

Here is what Apostle Peter later said about power, having become one of the most powerful men of all times: Humble yourselves, therefore, under God's mighty hand, that he may lift you up in due time. -1 Peter 5:6





## GAME

### LISTEN TO THE SPIRIT OBSTACLE COURSE/RACE

Blindfold one child and let the other be the Holy Spirit who leads him around with power! As children avoid stepping in harm's way, they'll realize what it was like for the apostles before and after the Day of Pentecost.



#### MATERIALS:

- blindfold
- building blocks or Legos
- two chairs

#### Preparation

1. Clear a playing area that's big enough to play the game below.
2. Throw the blocks around the floor so there is enough room to step in between them. Put the chairs in strategic places.



#### INSTRUCTIONS:

1. Blindfold one student. Have another take his hands.
2. The seeing student should lead the blindfolded student slowly, himself walking backwards, through the blocks without letting the blind student step on any. He can give commands and describe what is below before the blind student steps.
3. If the blind student steps on a block the round ends and it's another pair's turn. If they reach the designated finish line, they win.


#### Conclusion

Why are we playing a game with blindfolds while talking about the power of the Holy Spirit? The person leading the way was a little like the Holy Spirit, weren't they? They can see. They know what's coming up next. They can tell us the way.

When the Holy Spirit speaks to us, it can sound a bit soft and even unclear. We have to listen carefully so we can follow God's path! When we listen and are willing to follow another source of power, the Holy Spirit will bring us to the best place possible!

# THE DAY OF PENTECOST

Acts 2:1-13

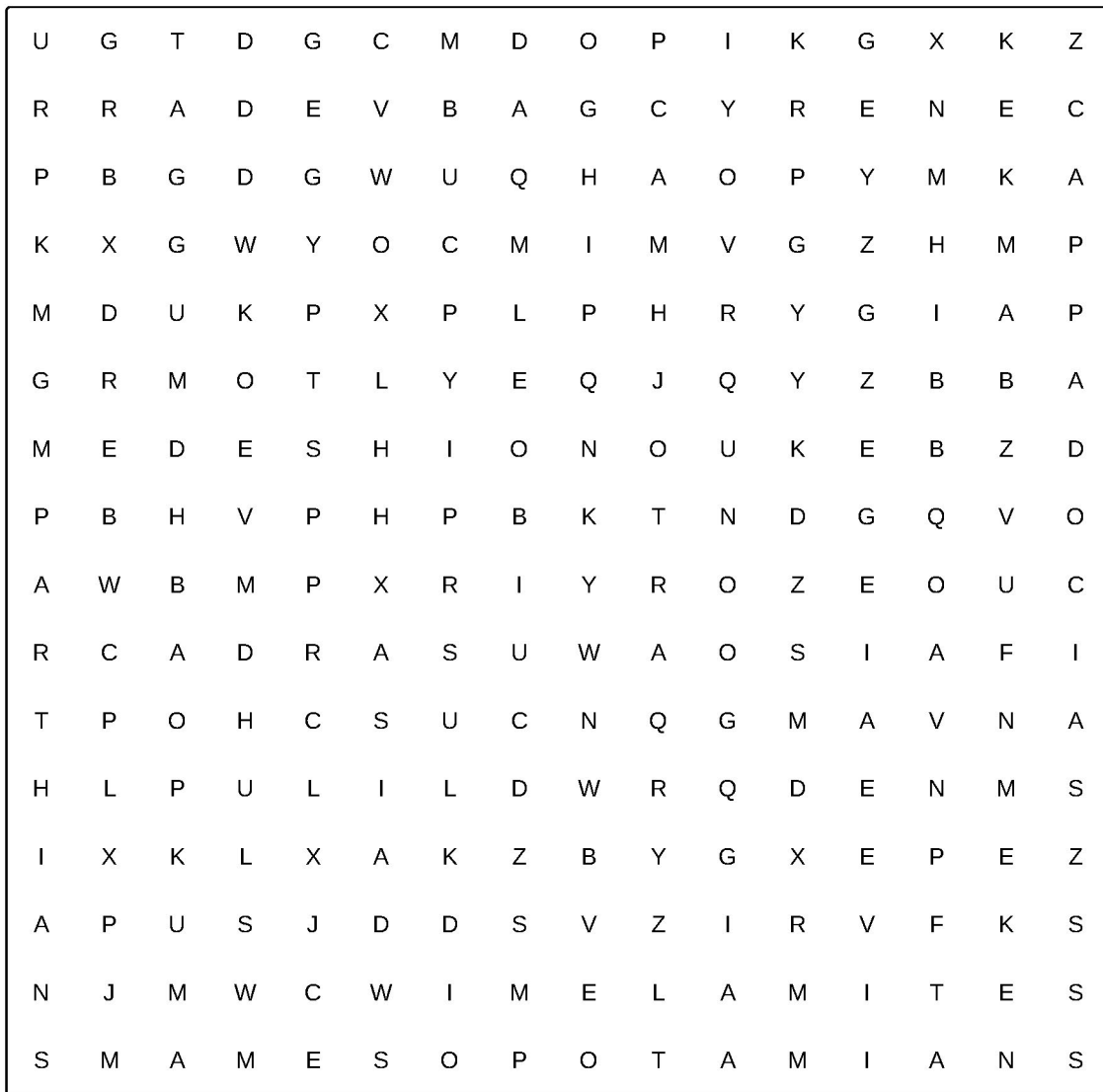






## WORD SEARCH

**Instructions:** On the Day of Pentecost, people had come from many Roman provinces for a convention of sorts, and they ended up hearing Apostle Peter's first sermon under the fire of the Holy Spirit. Find some of these people and places listed in Acts 2, where people hailed from, and yet they heard the gospel in their own languages.



### Words to Find:

**PARTHIANS**  
**MEDES**  
**ELAMITES**  
**MESOPOTAMIANS**

**JUDEANS**  
**CAPPADOCIA**  
**PENTOSANES**  
**ASIA**


**PHRYGIA**  
**PAMPHYLIA**  
**EGYPT**

**LIBYA**  
**CYRENE**  
**ROME**



# CROSSWORD

**Instructions:** Use the scripture reading from Acts 2 (NIV) to fill in the answers to the crossword and solve it!



**Across**

- 6. Another word for tongues, meaning specific ways of speaking...
- 8. A crowd came together, feeling this emotion, hearing their own tongues being spoken.
- 10. All those praying at Pentecost became filled with the Holy ...
- 11. As the apostles mostly hailed from Galilee, they were called this type of people

**Down**

- 1. Name of the special day when the apostles and friends received the Holy Spirit
- 2. The sound of the wind was described using this adjective
- 3. The wind came from this place
- 4. The day of Pentecost took place here
- 5. Some of the Parthians, Medes, and Elamites were residents of this ancient area
- 7. An alcoholic beverage that some cynical people accused the apostles of drinking.
- 9. The apostles and friends saw this type of body part that appeared to separate



### MATERIALS:

- Day of Pentecost Paper Whirligig Craft (one page)
- White Paper or Cardstock (we recommend cardstock)
- Coloring Utensils
- Scissors
- Glue
- Cardboard (IMPORTANT to reinforce the whirligig)
- Sharp Piercing tool (needle, toothpick, skewer, pen)
- String (about three feet per student)







### PREPARATION:

- Print one copy of Pentecost Whirligig Printable Craft for every two students, ensuring that each student has two circles.
- To save time or for younger student, you may wish to prepare the cardboard rounds ahead of time, making sure to have one per student.

### INSTRUCTIONS:

1. Color images on page as desired
2. Carefully cut out two circles per student
3. If not already done, trace and cut out cardboard round using whirligig circle as a guide
4. Glue Whirligig Circles on each side of the Cardboard Round
5. Poke two holes at guide points and then enlarge the holes until they are large enough for string to pass through.
6. Thread the string through one of the holes in the Whirligig, then thread the other hole through the back side and tie closed.
7. To make whirligig move, hold two ends of the long loop of string with the whirligig perpendicular and in the middle. Using one hand, twist the string around so that the string winds up on itself, then pull back slightly. The whirligig should start spinning!







## THE STORY OF PENTECOST

**Be sure you learned this week's lesson!  
Take this quiz and circle the correct answers.**

**1. The people that would experience Pentecost were gathered in**

- A. a church
- B. a synagogue
- C. a house
- D. a riverbed

**2. The tongues they saw appeared to be made of**

- A. doves' wings
- B. fire
- C. silver
- D. gold

**3. To speak in tongues means to speak in unknown**

- A. languages
- B. thoughts
- C. rhymes
- D. mysteries

**4. City where Pentecost took place**

- A. Bethany
- B. Bethlehem
- C. Bethsaida
- D. Jerusalem

**5. The crowd that heard the people were described as being in this condition**

- A. intoxicated
- B. discerning
- C. bewildered
- D. holy

**6. The word pamphlet was likely named after people from this attending country**

- A. Phrygia
- B. Pamphylia
- C. Egypt
- D. Pamphletville

**7. The people raised this question when hearing their own languages**

- A. What's for breakfast?
- B. How many people are hearing?
- C. How many people are speaking?
- D. What does this mean?

**8. Some cynical people accused the apostles of being this**

- A. drunk
- B. crazy
- C. overly impulsive
- D. loud



## PARENT HANDOUT



**Scriptures to Read:** Acts 2:1-13



### This Week We Learned About ...

Pentecost is when we see the power of the Holy Spirit that Jesus had promised in the gospels. The disciples are praying, and they and their friends hear a mighty wind and see tongues of fire above them. Once outside, people from afar can hear them speaking in their own languages. Let's look at the passage together to see what we can learn about the power of the Spirit.



#### ✓ Questions for Kids:

1. What sound did the people hear before the tongues of fire appeared?
2. Some people were amazed, but other people said this about the disciples.
3. What were the people hearing that made them so bewildered?

#### ✓ Dinner Table Discussion:

The Holy Spirit has been present throughout the Bible to bring power to God's people. It can do powerful things. What is your favorite Bible story that demonstrates God's power?

Have you ever seen God do anything powerful or miraculous in your own life? Have you heard of any people experiencing them?

#### Scripture Notes (tuck in lunchboxes, tape to mirrors, etc.):



*But the Advocate, the Holy Spirit, whom the Father will send in my name, will teach you all things and will remind you of everything I have said to you. **John 14:26***



*They saw what seemed to be tongues of fire that separated and came to rest on each of them. All of them were filled with the Holy Spirit and began to speak in other tongues as the Spirit enabled them. **Acts 2:3-4***



*Don't you know that you yourselves are God's temple and that God's Spirit dwells in your midst? **1 Corinthians 3:16***

**Lookup:** Romans 8:26 and write it down.

---

---

---

**Lookup:** Isaiah 11:2. Write down verse.

---

---

---

**Question:** What is one way you can rely on the Holy Spirit more in your day-to-day life?

---

---

**Create a prayer below.** Speak to God and write it. Ask God to help you feel the Holy Spirit and use its power, finding your own words:


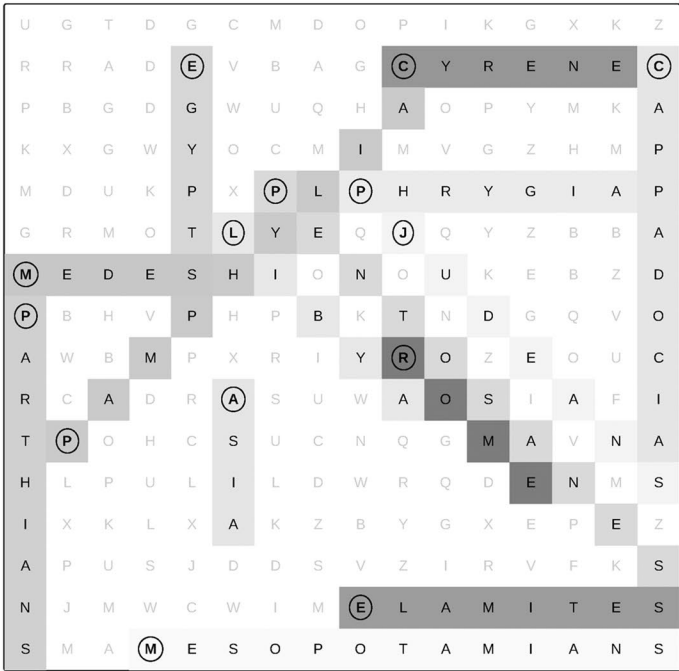
---

---

---



# ANSWER KEY



**Teacher's QUIZ ANSWERS in order:**

1. house
2. fire
3. languages
4. Jerusalem
5. bewildered
6. Pamphylia
7. what does this mean?
8. drunk



# PENTECOST



CERTIFICATE OF COMPLETION



NAME:

DATE: