

MOTHER'S DAY

GRADES
K-6

Printable *Bible-Based* Lesson Kit



M  **GHTY MESSAGES**

THANK YOU

Thank you for ordering from www.TeachSundaySchool.com. We strive to offer you top notch Bible teaching tools. Feel free to contact us with any questions a marykate@teachsundayschool.com.

HOW TO PRINT

If you are having any trouble printing, here are some helpful tips:

- 1) Adobe Acrobat PDF Reader is the most universal PDF reader and comes standard on most computers. If you are having issues, check to make sure you are using a recent version of Adobe, which is available free online here.
- 2) If for any reason a page is being cut off, when you push the “print” button and the dialogue box pops up, check the box “fit”.

TERMS OF USE

The material enclosed is copyrighted. You do not have resell rights or giveaway rights to the material provided herein. Only customers that have purchased this material are authorized to view it.

Allowed:

You are able to print as many times as you would like for personal, family, or single church/school use. (Please show this to any printer you may take this to in order to prove that you are not infringing on the copyright by printing this file).

If you would like to use this file for multiple schools or churches, please email us at marykate@teachsundayschool.com for information on a bundle purchase price.

Not Allowed:

This digital file cannot be given to anyone else. In order to own a digital file, it must be purchased. This file is never to be emailed to anyone else for the purpose of giving it to them or sharing it with them. In order to own a file, it must be purchased.

Do not post this file, or images from this file on a blog, website, or anything like it for the purpose of giving it away or selling it.

Do not change this file in any way.

Do not use all or part of this file for commercial use in any way.

Anything that is not meant for the intended use of this file, which is for personal, family, or single church/school use is not allowed. We are offering this as a digital file for the convenience of our customers. Any abuse of that is not allowed.

If you feel you have obtained an unauthorized copy of this material, please email us at marykate@teachsundayschool.com.

LEGAL NOTICE

While all attempts have been made to verify information provided in this publication, neither the author nor the publisher assumes any responsibility for errors, omissions or contrary interpretation of the subject matter herein. The publisher wants to stress that the information contained herein may be subject to varying state and / or local laws or regulations. All users are advised to retain competent counsel to determine what state and / or local laws or regulations may apply to the user’s particular operation.

The purchaser or reader of this publication assumes responsibility for the use of these materials and information. Adherence to all applicable laws and regulations, federal, state and local, governing professional licensing, operation practices, and all other aspects of operation in the US or any other jurisdiction is the sole responsibility of the purchaser or reader. The publisher and author assume no responsibility or liability whatsoever on the behalf of any purchaser or reader of these materials. Any perceived slights of specific people or organizations is unintentional.

CONTENTS

Lesson Overview	4
Scripture & Lesson	5
Printable Craft	8
Game	12
Coloring	13
Word Search	14
Crossword Puzzle	15
Parent Handout	16
Reference Sheet	17
Learning Lookups	18
Fill-In-The-Blank	19
Answer Key	20
Certificate of Completion	21

MOTHER'S DAY

LESSON OVERVIEW

MIGHTY MESSAGE

This Lesson on Mother's Day will give students a great appreciation for the woman raising them and all that she has to contend with! It will also help them see that God made mothers. Though moms are not perfect, they reflect God's love for us in many of their ways.

How to Use the Lesson Kit:

This kit includes a variety of activities that you can select from to customize your perfect lesson. We suggest beginning with the Scripture Reading & Lesson followed by the Discussion Questions. From there, feel free to mix & match the activities to build your lesson plan based on the time you have allotted and the age level/interests of your kids.



WHAT'S INCLUDED:

- Scripture Reading & Lesson
- Discussion Questions
- Printable Craft
- Game
- Coloring Page
- Wordsearch
- Crossword Puzzle
- Learning Lookups Journaling
- Parent Handout
- Quiz
- Reference Sheet
- Certificate of Completion
- Answer Page



MATERIALS LIST:

- Crayons
- Glue sticks
- Scissors
- Tape (game)
- Paper (game)
- Markers (game)
- Pencils or pens
- Bibles (electronic or hardcopy)
- Colored Paper (various colors)
- Ribbon

MOTHER'S DAY

SCRIPTURE & LESSON

PASSAGE (NIV): PROVERBS 31:10-31

Read the following excerpts as shown (NIV translation), or read from your chosen Bible translation:



Proverbs 31:10-31

- ¹⁰ A wife of noble character who can find?
She is worth far more than rubies.
- ¹¹ Her husband has full confidence in her
and lacks nothing of value.
- ¹² She brings him good, not harm,
all the days of her life.
- ¹³ She selects wool and flax
and works with eager hands.
- ¹⁴ She is like the merchant ships,
bringing her food from afar.
- ¹⁵ She gets up while it is still night;
she provides food for her family
and portions for her female servants.
- ¹⁶ She considers a field and buys it;
out of her earnings she plants a vineyard.
- ¹⁷ She sets about her work vigorously;
her arms are strong for her tasks.
- ¹⁸ She sees that her trading is profitable,
and her lamp does not go out at night.
- ¹⁹ In her hand she holds the distaff
and grasps the spindle with her fingers.
- ²⁰ She opens her arms to the poor
and extends her hands to the needy.
- ²¹ When it snows, she has no fear for her household;
for all of them are clothed in scarlet.
- ²² She makes coverings for her bed;
she is clothed in fine linen and purple.



Proverbs 31:10-31

- ²³ Her husband is respected at the city gate,
where he takes his seat among the elders of the land.
- ²⁴ She makes linen garments and sells them,
and supplies the merchants with sashes.
- ²⁵ She is clothed with strength and dignity;
she can laugh at the days to come.
- ²⁶ She speaks with wisdom,
and faithful instruction is on her tongue.
- ²⁷ She watches over the affairs of her household
and does not eat the bread of idleness.
- ²⁸ Her children arise and call her blessed;
her husband also, and he praises her:
- ²⁹ “Many women do noble things,
but you surpass them all.”
- ³⁰ Charm is deceptive, and beauty is fleeting;
but a woman who fears the Lord is to be praised.
- ³¹ Honor her for all that her hands have done,
and let her works bring her praise at the city gate.

Questions for Children about Mother's Day

1. Listen through all these traits of a great woman as your teacher reads them again. What of these things, such as getting up before the family, has your mom done?
2. This list states that this noble mom is like merchant ships who bring food from afar. Does your mom spend time on the Internet? What is she usually buying and for whom?
3. See Verse 16. Does your mom earn money at her job? Has she ever saved her earnings to invest in another business? If so, what?



TEACHER'S MIGHTY MESSAGE

Proverbs 31 is a very famous Bible passage. It portrays a great woman and has given thousands of women some ideas for how to use their time, influence, spirituality, and finances. Not all of these actions are in vogue today. The verse says that “she puts her hand to the spindle,” which is a type of ancient sewing machine. Very few women sew as part of their daily lives anymore. But ancient moms didn't have to teach sports and give music lessons.

It is said that today, women have more to do than ever before. They lead; they learn; they teach; they earn. They preach, clothe, feed, listen, and respond. Their workload is unprecedented in history.

With all of this going on, some moms are not perfect. They may yell or get frustrated. They may not answer your questions to your liking and may not be a great help with homework. Some moms are neater than others. Some are too neat and it causes anxiety.

God asks you to honor your mother and father as the Fourth Commandment. Some of that is because of their gifts. Sometimes it is in spite of a lack of gifts! When you are grown, it is likely you will share some of your parents' gifts as well as areas of weakness. Love them because God loves you. Love them because they love you. Love them because God says when you love others, it is like loving him. Do what they say, even though you may not like their words. Do so, because when you grow up and are parents, you will want that same respect from your children.

And on Mother's Day, find ways to let moms know how much you appreciate them—even when they are less than perfect!



MOTHER'S DAY

PRINTABLE CRAFT





MATERIALS:

- 3 Colors of Card Stock (we used green, light pink, dark pink)
- Scissors
- Glue Stick
- Ribbon or String
- Marker



INSTRUCTIONS:

1. Print your templates! Each child will need one card template, one row of petals, and a cross stem as shown.
2. Cut your templates! Have kids cut out the card, petals, and stem on the dark bold lines as shown.
3. Paste your stem onto the card as shown with a glue stick.
4. Paste the petal with a set of "v-shaped" dashed lines as shown on the card.
5. Fold the remaining 2 petals in half along the line down the center.
6. Paste these petals as shown along the v-shaped dashed lines. The idea is for the petals to create a 3D look.
7. Have children write their name after the "Love," on the card and fold the card along the light grey lines.
8. Use a pretty ribbon to tie around the "bouquet".

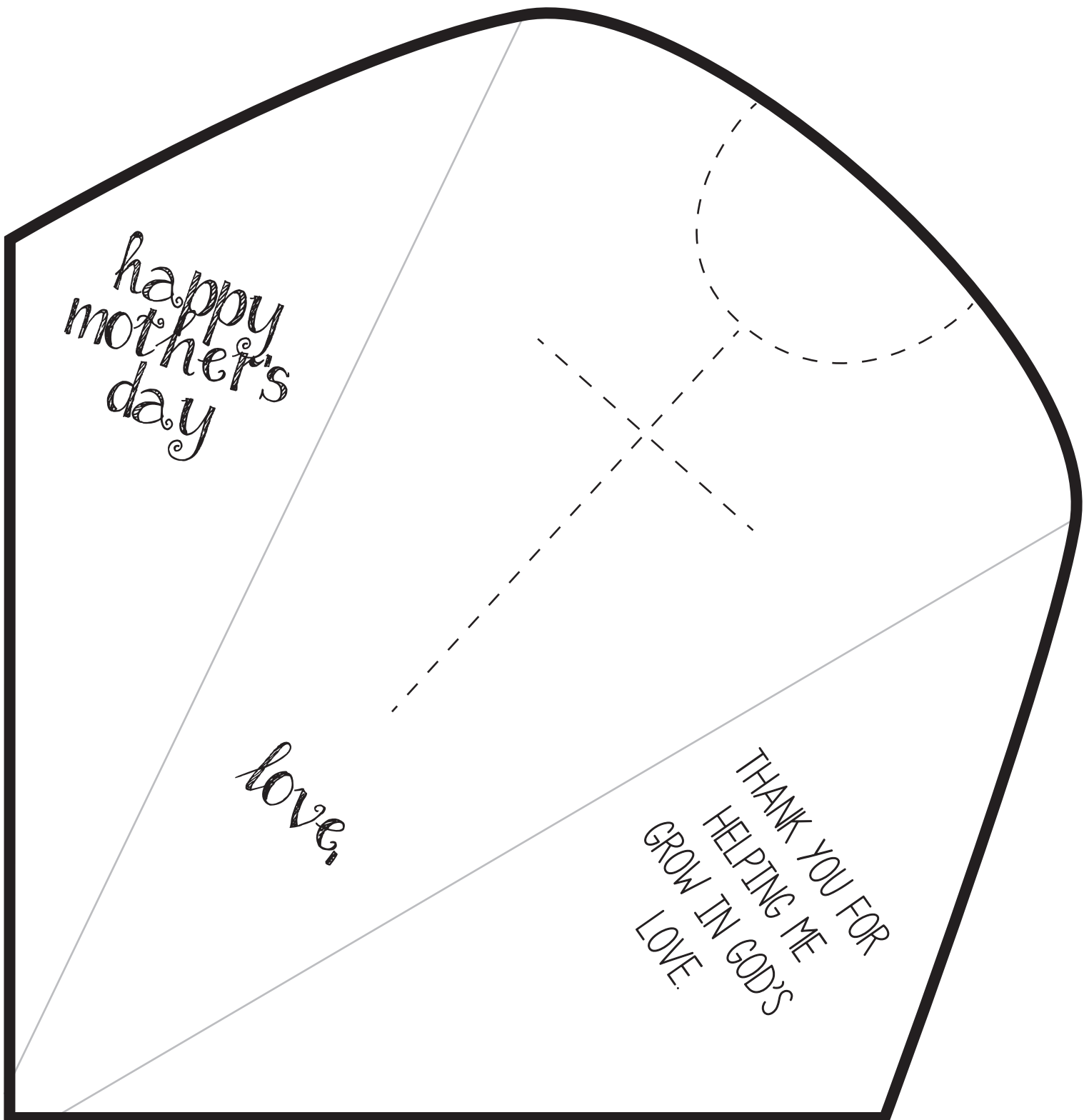


CARD TEMPLATE

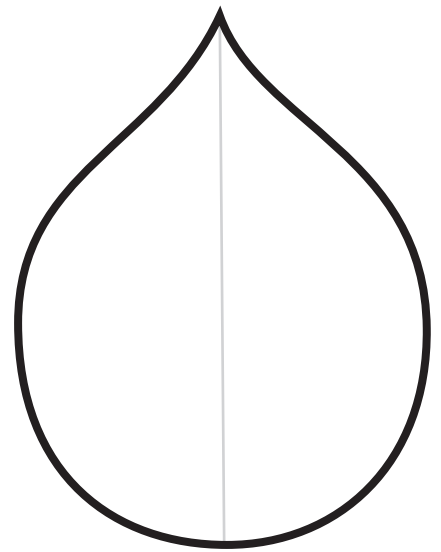
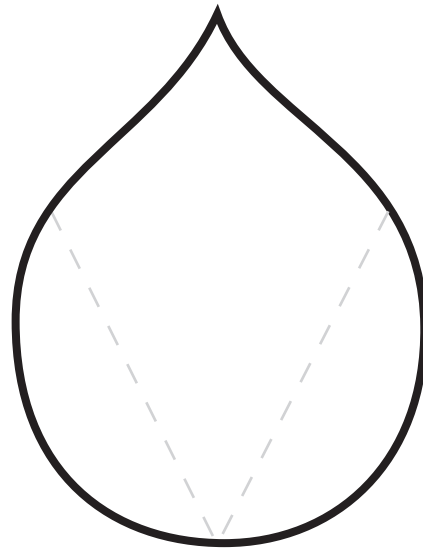
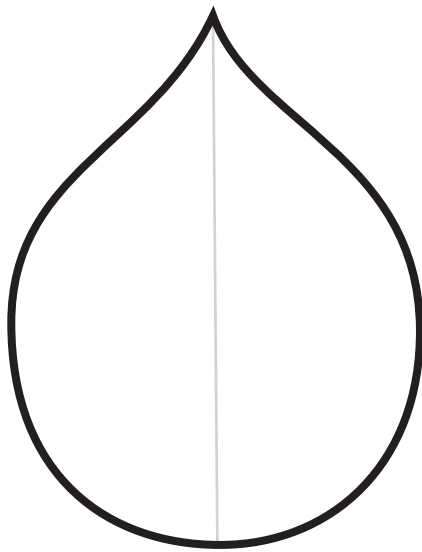
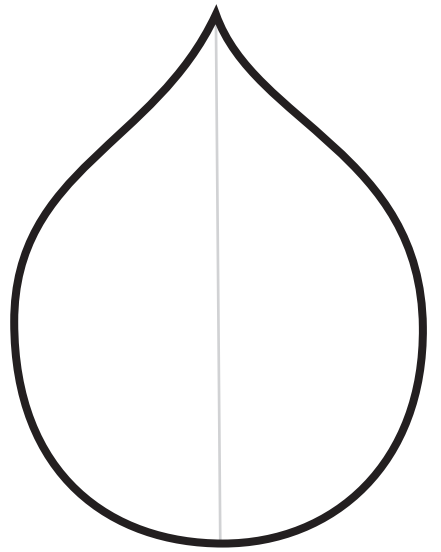
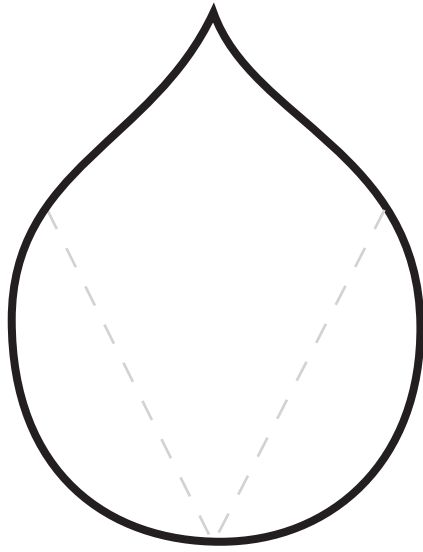
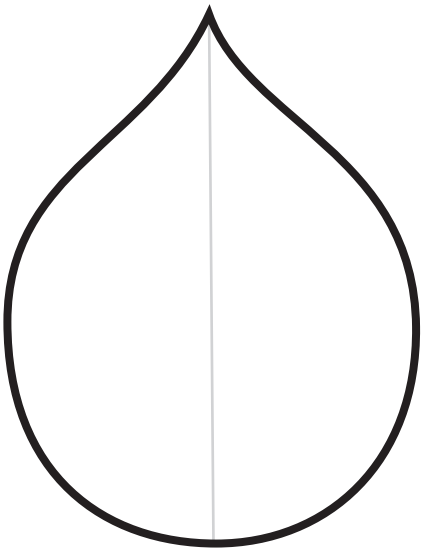

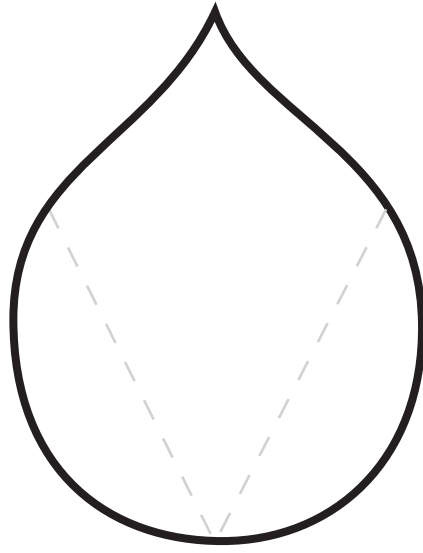
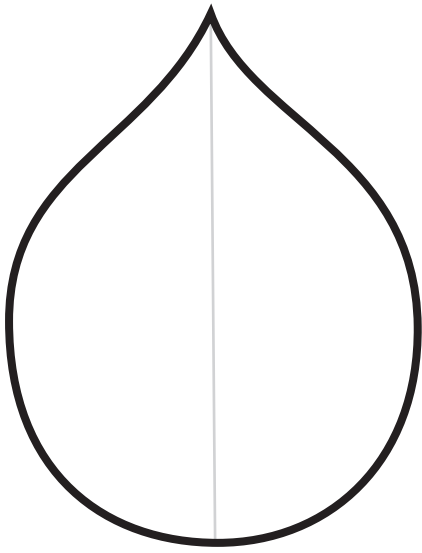
happy
mother's
day

love,

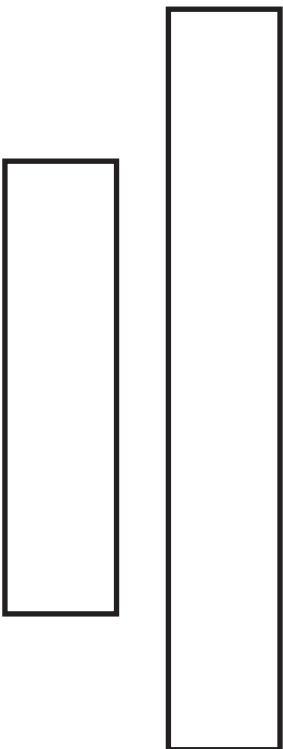
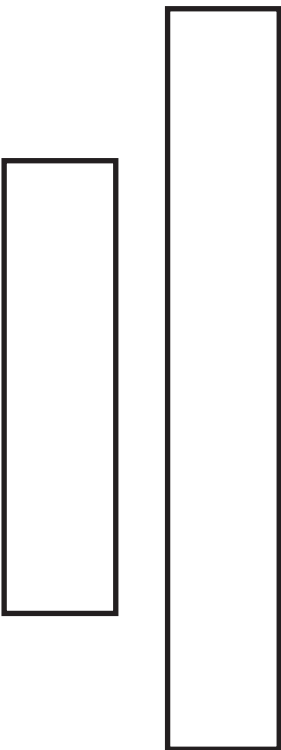
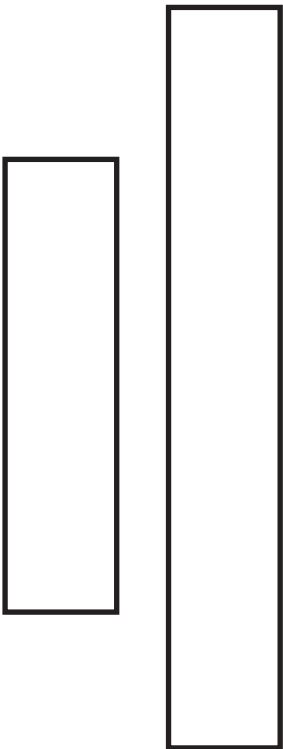


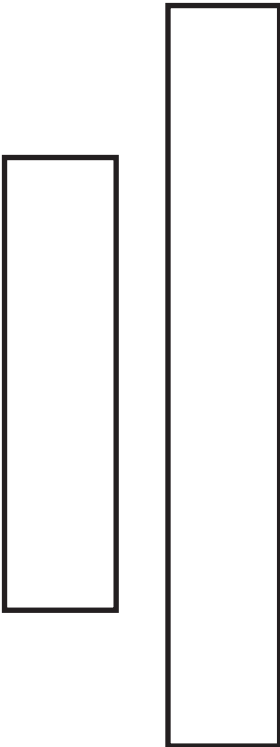
THANK YOU FOR
HELPING ME
GROW IN GOD'S
LOVE.



PETAL TEMPLATE



STEM TEMPLATE



MOTHER'S DAY

GAME

THE PERFECT MOM

This game will help students learn to appreciate and thank their mothers not just on Mother's Day but every other day as well. They will learn what makes the "perfect" mom and how they can truly thank her.



MATERIALS:

- Tape
- Paper
- Markers

Objective:

Students will create the perfect mom as fast as they can!

Introduction:

Mother's Day is the day that we celebrate our moms, grandmothers, aunts, and any other woman who holds a motherly title in our lives. Think about all they've done for you over the past year. You can't name everything they've done, but what you can do is thank them. Tell them that you appreciate them. We'll talk more about this later, after we play our game!



INSTRUCTIONS:

1. If possible, divide the class into two even teams.
2. Choose one student from each team to be the mom, and have them stand on the opposite side of the room.
3. Give the other students one minute to think up qualities of a perfect mom.
4. When you say "Go!" those students will use the markers and paper to write up as many qualities as they can think of that make up the perfect mom (e.g. great cook, excellent listener, lets you stay up late, etc.)
5. Once they have a quality, they will run to their team's "Perfect Mom" and tape the quality to her.
6. One quality per piece of paper.
7. After the minute, go through each quality and take away the trivial ones (e.g. lets you stay up late, lets you watch whatever you want on TV, etc.) and leave the true qualities (excellent listener, caring, etc.).
8. The team with the most qualities left on their "Perfect Mom" wins.


Closing:

Exodus 20:12 says, "Honor your father and your mother, so that you may live long in the land the LORD your God is giving you." God wants us to appreciate our moms and dads, all of the time, because it's more healthy and godly to "live loving" rather than be ungrateful.

As we learned in our game, being a mom isn't just letting you stay up late or giving you all the junk food you want. It's about being there for you, taking care of you, and making sure you are as happy and safe as possible.

Show and tell your mom how much you love her! Not just today, but every other day of the year.

HAPPY MOTHER'S DAY!



Many women do noble things,
but you surpass them all.

-Proverbs 31:29



WORD SEARCH

Below are words that stand for lots of things you can do for your mom on Mother's Day. Find them all in the puzzle, then circle the ones you promise to do for her this week!

S	Z	T	R	N	B	R	E	A	K	F	A	S	T	U	E
W	R	V	A	F	T	R	A	S	H	T	I	D	Y	L	Y
E	U	P	M	U	S	T	S	I	Z	T	P	Y	C	V	P
E	T	E	O	U	Q	W	Q	F	H	Y	Y	S	F	I	U
P	Q	T	P	O	O	H	K	L	C	U	X	B	A	K	E
W	N	S	Y	D	R	X	T	S	U	P	P	O	R	T	N
F	S	J	N	R	I	W	K	L	U	N	C	H	E	S	W
K	N	I	S	Y	M	P	A	T	H	I	Z	E	Q	N	E
E	W	O	N	S	N	G	P	E	G	J	S	N	E	Z	S
L	H	R	Z	C	F	G	W	P	L	V	E	D	I	S	P
A	T	G	Q	E	M	W	Z	P	E	T	R	H	E	A	R
U	Q	A	P	U	O	H	T	T	S	A	T	H	X	P	A
N	B	N	Q	E	S	H	A	I	G	A	S	M	V	V	Y
D	A	I	F	X	J	E	L	D	P	I	L	A	X	F	B
R	E	Z	Y	D	R	G	M	M	D	A	K	K	B	A	V
Y	R	E	V	C	M	J	E	D	U	S	T	J	B	T	I

Words to Find:

SWEEP
MOP
DUST
TRASH
LISTEN

SYMPATHIZE
LUNCHES
BREAKFAST
LAUNDRY
WINDOWS


GARDEN
CREATE
TIDY
PETS
PRAY

SUPPORT
EMPATHIZE
BAKE
DISHES
ORGANIZE



CROSSWORD PUZZLE

Use Your At-A-Glance Sheet, Best Bible Verses for Respecting Parents, to fill in the crossword—and learn some great verses to help you love others!



Across

- 1. Half the passages in the list come from this Bible book
- 3. Children, obey your parents in _____
- 5. New Testament Books on the list include Ephesians and _____
- 8. A child left _____ disgraces his mother
- 9. When they are _____ they will not turn from it

Down

- 2. Do not _____ your mother's teaching
- 4. Honor your mother and father so you may live _____
- 5. Start _____ off in the way they should go
- 6. Do not _____ your mother when she is old
- 7. A rod and a reprimand impart _____



PARENT HANDOUT



Scriptures to Read: Proverbs 31:10-31



This Week We Learned About ...

This week was Mother's Day. The students discussed the woman raising them and all that she has to contend with! It also helped them see that God made mothers. Though moms are not perfect they reflect God's love for us in many of their ways.



✓ Questions for Kids:

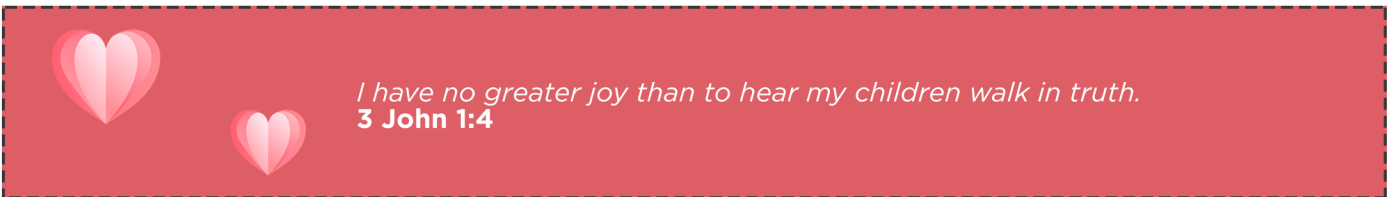
1. The woman in the passage speaks with what?
A. Wisdom
2. She opens her arms to these people:
_____. **A. The Poor**
3. Her children arise and call her this:
"_____." **A. Blessed**

✓ Dinner Table Discussion:

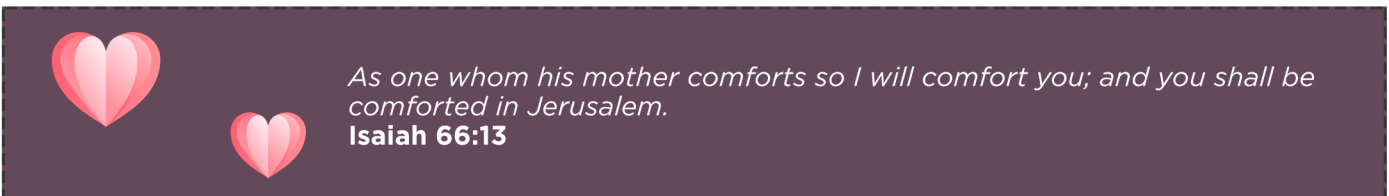
In what ways is your mother wise? Has she ever helped you with a problem or given good advice? Discuss.

After reading this passage think about what makes your mother a woman of "Noble Character". List the things about her that make her noble and why. Try to come up with three things.

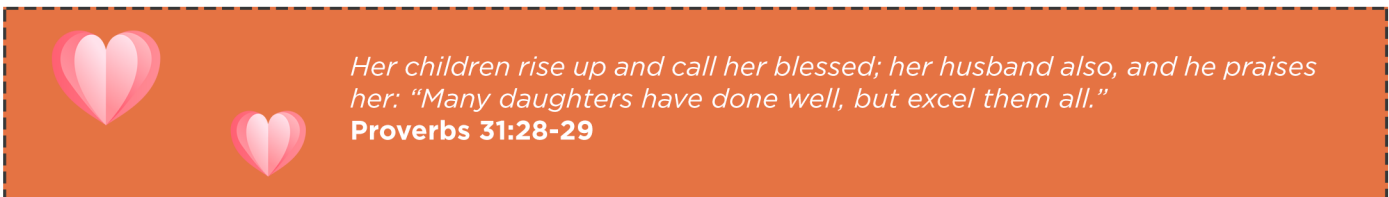
Scripture Notes (tuck in lunchboxes, tape to mirrors, etc.):



I have no greater joy than to hear my children walk in truth.
3 John 1:4



As one whom his mother comforts so I will comfort you; and you shall be comforted in Jerusalem.
Isaiah 66:13



Her children rise up and call her blessed; her husband also, and he praises her: "Many daughters have done well, but excel them all."
Proverbs 31:28-29

MOTHER'S DAY

BEST BIBLE VERSES FOR RESPECTING PARENTS

Below are some very famous Bible texts that will teach you how to treat your mother, as well as others in authority. Some will also show how they should treat you!



EXODUS 20:12

Honor your father and your mother, so that you may live long in the land the LORD your God is giving you..

PROVERBS 1:8

Listen, my son, to your father's instruction and do not forsake your mother's teaching.

EPHESIANS 6:1-3

Children, obey your parents in the Lord, for this is right. ²“Honor your father and mother”—which is the first commandment with a promise— ³“so that it may go well with you and that you may enjoy long life on the earth.”

COLOSSIANS 3:20

Children, obey your parents in everything, for this pleases the Lord.

DEUTERONOMY 5:16

Honor your father and your mother, as the LORD your God has commanded you, so that you may live long and that it may go well with you in the land the LORD your God is giving you.

PROVERBS 22:6

Start children off on the way they should go, and even when they are old they will not turn from it.

PROVERBS 23:22

Listen to your father, who gave you life, and do not despise your mother when she is old.

PROVERBS 29:15

A rod and a reprimand impart wisdom, but a child left undisciplined disgraces its mother.

Lookup: Deuteronomy 5:16 and write it down.

Lookup: Colossians 3:20 and write it down.

Question: Both the passages above give good reasons to obey parents. What are they? How can these improve your life?

Create a prayer below. Speak to God and write it. Ask God to help you be respectful to your parents—especially when you don't feel like it or when a parent may be making a mistake. Use your own words:

MOTHER'S DAY

QUIZ

Instructions: Fill in the blanks of the famous Proverbs 31 by looking the passage up or taking logical guesses. Then thank your mom for all the things she does!

Fill-in-the-Blank Quiz

10 A wife of noble character who can find?

She is worth far more than rubies.

11 Her husband has full confidence in her and lacks nothing of _____.

12 She brings him good, not harm, all the days of her _____..

13 She selects wool and flax and works with eager hands.

14 She is like the merchant ships, bringing her food

from_____..

15 She gets up while it is still night; she provides food for her family and portions for her female servants.

16 She considers a _____,and buys it; out of her earnings she plants a vineyard.

17 She sets about her work vigorously; her arms are strong for her tasks.

18 She sees that her trading is profitable, and her lamp does not go out at night.

19 In her hand she holds the distaff and grasps the spindle with her fingers.

20 She opens her arms to the _____and extends her hands to the needy.

21 When it snows, she has no fear for her

_____.; for all of them are clothed in scarlet.

22 She makes _____for her bed; she is clothed in fine linen and purple.

23 Her husband is respected at the city gate, where he takes his seat among the elders of the land.

24 She makes linen garments and sells them, and supplies the merchants with sashes.

25 She is clothed with strength and dignity; she can laugh at the days to come.

26 She speaks with _____, and faithful instruction is on her tongue.


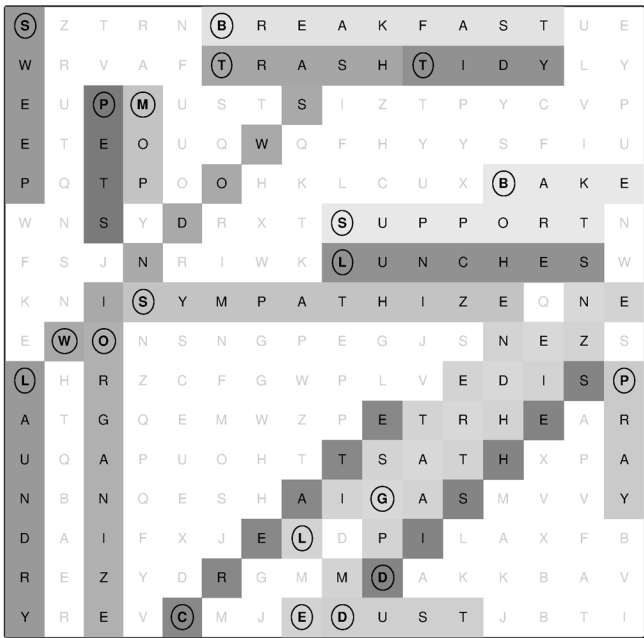
27 She watches over the _____of her household and does not eat the bread of idleness.

28 Her children arise and call her blessed; her husband also, and he praises her:

29 “Many women do noble things, but you _____them all.”



ANSWER KEY



QUIZ ANSWERS

- Afar
- Affairs
- Coverings
- Field
- Household
- Life
- Poor
- Surpass
- Value
- Wisdom



MOTHER'S DAY

CERTIFICATE OF COMPLETION TO

Date

Signature

