

GRADES
K-6

MOSES PARTS THE RED SEA

Printable Lesson Kit

M **GHTY MESSAGES**

THANK YOU

Thank you for ordering from www.TeachSundaySchool.com. We strive to offer you top notch Bible teaching tools. Feel free to contact us with any questions a marykate@teachsundayschool.com.

HOW TO PRINT

If you are having any trouble printing, here are some helpful tips:

- 1) Adobe Acrobat PDF Reader is the most universal PDF reader and comes standard on most computers. If you are having issues, check to make sure you are using a recent version of Adobe, which is available free online here.
- 2) If for any reason a page is being cut off, when you push the “print” button and the dialogue box pops up, check the box “fit”.

TERMS OF USE

The material enclosed is copyrighted. You do not have resell rights or giveaway rights to the material provided herein. Only customers that have purchased this material are authorized to view it.

Allowed:

You are able to print as many times as you would like for personal, family, or single church/school use. (Please show this to any printer you may take this to in order to prove that you are not infringing on the copyright by printing this file).

If you would like to use this file for multiple schools or churches, please email us at marykate@teachsundayschool.com for information on a bundle purchase price.

Not Allowed:

This digital file cannot be given to anyone else. In order to own a digital file, it must be purchased. This file is never to be emailed to anyone else for the purpose of giving it to them or sharing it with them. In order to own a file, it must be purchased.

Do not post this file, or images from this file on a blog, website, or anything like it for the purpose of giving it away or selling it.

Do not change this file in any way.

Do not use all or part of this file for commercial use in any way.

Anything that is not meant for the intended use of this file, which is for personal, family, or single church/school use is not allowed. We are offering this as a digital file for the convenience of our customers. Any abuse of that is not allowed.

If you feel you have obtained an unauthorized copy of this material, please email us at marykate@teachsundayschool.com.

LEGAL NOTICE

While all attempts have been made to verify information provided in this publication, neither the author nor the publisher assumes any responsibility for errors, omissions or contrary interpretation of the subject matter herein. The publisher wants to stress that the information contained herein may be subject to varying state and / or local laws or regulations. All users are advised to retain competent counsel to determine what state and / or local laws or regulations may apply to the user’s particular operation.

The purchaser or reader of this publication assumes responsibility for the use of these materials and information. Adherence to all applicable laws and regulations, federal, state and local, governing professional licensing, operation practices, and all other aspects of operation in the US or any other jurisdiction is the sole responsibility of the purchaser or reader. The publisher and author assume no responsibility or liability whatsoever on the behalf of any purchaser or reader of these materials. Any perceived slights of specific people or organizations is unintentional.

CONTENTS

Lesson Overview	4
Scripture & Lesson	5
Printable Craft	8
Game	13
Coloring Pages	15
Word Search	16
Crossword Puzzle	17
Parent Handout	18
At-A-Glance	19
Learning Lookups	20
Quiz	21
Answer Key	22
Certificate of Completion	23

MOSES PARTS THE RED SEA

LESSON OVERVIEW



MOSES PARTS THE RED SEA MIGHTY MESSAGES

This Lesson on God using Moses to part the Red Sea will help children see this favorite Bible hero as a mentor on patience, faith, and trust. Moses' whole life is a testimonial for us to follow, a gift from God. One of several climactic tales is the parting of the Red Sea.



How to Use the Lesson Kit:

This kit includes a variety of activities that you can select from to customize your perfect lesson. We suggest beginning with the Scripture Reading & Lesson followed by the Discussion Questions. From there, feel free to mix & match the activities to build your lesson plan based on the time you have allotted and the age level/interests of your kids.



WHAT'S INCLUDED:

- Scripture Reading & Lesson
- Discussion Questions
- Printable Craft
- Game
- Coloring Page
- Wordsearch
- Crossword Puzzle
- Learning Lookups Journaling
- Parent Handout
- Quiz
- Reference Sheet
- Certificate of Completion
- Answer Page



MATERIALS LIST:

- Crayons
- Glue sticks
- Scissors
- Blue balloons (game; they can be colored if you can't find plain blue)
- Bath towel (game)
- Trivia Questions (follows the game)
- Pencils or pens
- Bibles (electronic or hardcopy)

MOSES PARTS THE RED SEA

SCRIPTURE & LESSON

PASSAGE (NIV): EXODUS 14:5-31

Read the following excerpts as shown (NIV translation), or read from your chosen Bible translation:



Exodus 14:5-31

When the king of Egypt was told that the people had fled, Pharaoh and his officials changed their minds about them and said, “What have we done? We have let the Israelites go and have lost their services!”⁶ So he had his chariot made ready and took his army with him.⁷ He took six hundred of the best chariots, along with all the other chariots of Egypt, with officers over all of them.⁸ The Lord hardened the heart of Pharaoh king of Egypt, so that he pursued the Israelites, who were marching out boldly.⁹ The Egyptians—all Pharaoh’s horses and chariots, horsemen and troops—pursued the Israelites and overtook them as they camped by the sea near Pi Hahiroth, opposite Baal Zephon.

¹⁰ As Pharaoh approached, the Israelites looked up, and there were the Egyptians, marching after them. They were terrified and cried out to the Lord.¹¹ They said to Moses, “Was it because there were no graves in Egypt that you brought us to the desert to die? What have you done to us by bringing us out of Egypt?¹² Didn’t we say to you in Egypt, ‘Leave us alone; let us serve the Egyptians’? It would have been better for us to serve the Egyptians than to die in the desert!”

¹³ Moses answered the people, “Do not be afraid. Stand firm and you will see the deliverance the Lord will bring you today. The Egyptians you see today you will never see again.¹⁴ The Lord will fight for you; you need only to be still.”

¹⁵ Then the Lord said to Moses, “Why are you crying out to me? Tell the Israelites to move on.¹⁶ Raise your staff and stretch out your hand over the sea to divide the water so that the Israelites can go through the sea on dry ground.¹⁷ I will harden the hearts of the Egyptians so that they will go in after them. And I will gain glory through Pharaoh and all his army, through his chariots and his horsemen.¹⁸ The Egyptians will know that I am the Lord when I gain glory through Pharaoh, his chariots and his horsemen.”

¹⁹ Then the angel of God, who had been traveling in front of Israel’s army, withdrew and went behind them. The pillar of cloud also moved from in front and stood behind them,²⁰ coming between the armies of Egypt and Israel. Throughout the night the cloud brought darkness to the one side and light to the other side; so neither went near the other all night long.



Exodus 14:5-31

²¹ Then Moses stretched out his hand over the sea, and all that night the Lord drove the sea back with a strong east wind and turned it into dry land. The waters were divided, ²² and the Israelites went through the sea on dry ground, with a wall of water on their right and on their left.

²³ The Egyptians pursued them, and all Pharaoh's horses and chariots and horsemen followed them into the sea. ²⁴ During the last watch of the night the Lord looked down from the pillar of fire and cloud at the Egyptian army and threw it into confusion. ²⁵ He jammed the wheels of their chariots so that they had difficulty driving. And the Egyptians said, "Let's get away from the Israelites! The Lord is fighting for them against Egypt."

²⁶ Then the Lord said to Moses, "Stretch out your hand over the sea so that the waters may flow back over the Egyptians and their chariots and horsemen." ²⁷ Moses stretched out his hand over the sea, and at daybreak the sea went back to its place. The Egyptians were fleeing toward it, and the Lord swept them into the sea. ²⁸ The water flowed back and covered the chariots and horsemen—the entire army of Pharaoh that had followed the Israelites into the sea. Not one of them survived.

²⁹ But the Israelites went through the sea on dry ground, with a wall of water on their right and on their left. ³⁰ That day the Lord saved Israel from the hands of the Egyptians, and Israel saw the Egyptians lying dead on the shore. ³¹ And when the Israelites saw the mighty hand of the Lord displayed against the Egyptians, the people feared the Lord and put their trust in him and in Moses his servant.

Questions for Children about Moses Parting the Red Sea

1. The Israelites were trying to escape Egypt, where they had been held as slaves for over 300 years. God subjected Egypt to 10 plagues. Then Pharaoh agreed to let the people go find their own land. But he changed his mind one last time and pursued them here, to the Red Sea. The Bible says that God “hardened Pharaoh’s heart.” And this made him chase after them. What was God’s point in making Pharaoh chase after the Hebrew slaves? Did God want the Egyptian army to hurt his people? **No, he wanted to show the people his power over a man who would never have repented anyway. He wanted to show them his power over armies so that they wouldn’t be afraid to strike out on their own and leave Egypt.**

2. Look how the Hebrew slaves responded the first time they found themselves in a scary situation. In verses 11 & 12, they said to Moses, **“Was it because there were no graves in Egypt that you brought us to the desert to die? What have you done to us by bringing us out of Egypt? It would have been better for us to serve the Egyptians than to die in the desert!”** Even after witnessing 10 Plagues fall on the Egyptians, including frogs, locusts, gnats, and death, they doubted God. They were sarcastic, fearful, attacking, and spiteful. What is the lesson for us when we find ourselves afraid of doing God’s will? Another way of asking this is: How would you have responded if you were there? How can we apply this answer to our lives?

3. What situations does God have you in, where you feel that you lack understanding of his will? In what ways can you show faith instead of doubt, and courage instead of weakness?



TEACHER’S MIGHTY MESSAGE

The Hebrew people panicked and were impatient and sarcastic. It was as if building their faith through 10 plagues sent on the Egyptians was not enough. It was as if they wanted a bunch of taxis to pull up and deliver them to the Promised Land without them having to build any character. A big part of character that the Hebrew people needed was patience. Even at the edge of the Red Sea, God used a miracle of wind upon the waters to split it and create a passage for them to scurry through.


Verse 21 says parting the waters took all night. It didn’t happen with a snap of a finger, as this would not have helped this frightened brood of people develop faith.

Often God has us wait to see his justice. His not delivering immediate justice does not mean he is uninvolved or not watching or working. When you are in a period of waiting, see if you can do better than the Hebrew people did with so much doubt and whining.

Thank God for building your faith. Ask God for a vision of the stronger warrior you can be for his kingdom. Thank him for his justice, which will come in his time—and he knows better than we do.



MOSES PARTING THE RED SEA CUT & COLOR



MATERIALS:

- White paper
- Coloring utensils
- Scissors
- Glue stick



CUT PHASE:

Cut out the various components of the glue-on template.



PRINT PHASE:

On white paper, print the following files for the craft that you will be assembling (all pages follow these instructions):

- Background Page
- Pieces Page
(color or black and white)
- Mock-Up Page



PASTE PHASE:

Paste the components onto the colored Background Page over the dotted outline, using the Mock-Up Page for guidance.




COLOR PHASE:


Color the Background Page with the coloring utensils of your choice.

Suggestions for Making this Craft a Success with Younger Kids:

Younger children might need a little extra help to make their crafts look great, especially when it comes to using scissors!




BEARD




HEAD



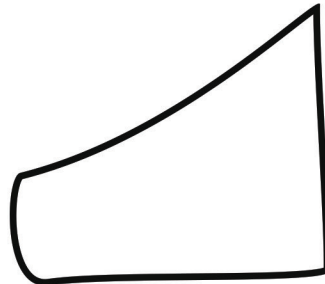
STAFF



BODY



LEFT ARM




RIGHT ARM



LEFT FOOT




RIGHT FOOT



LEFT HAND




RIGHT HAND



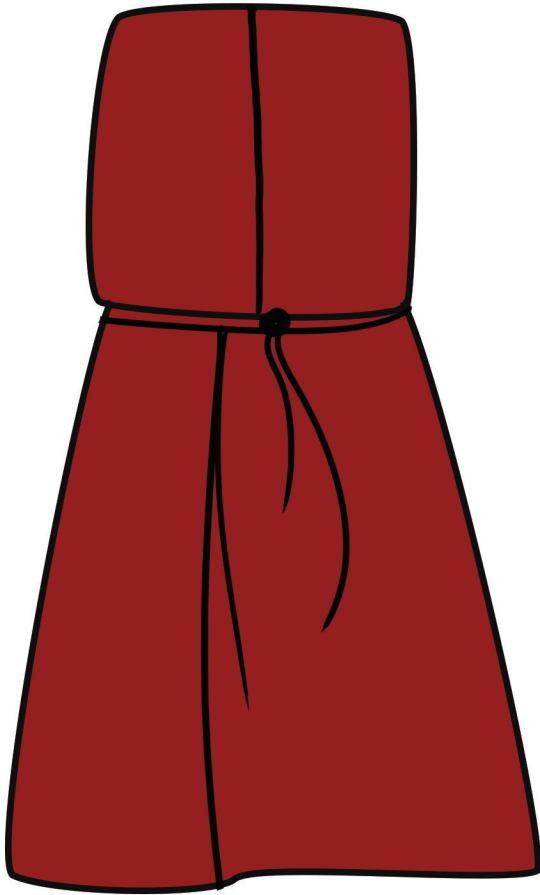
BEARD




HEAD




STAFF



BODY



LEFT ARM




RIGHT ARM



LEFT FOOT



RIGHT FOOT




LEFT HAND




RIGHT HAND

MOSES



EXODUS 14

MOSES



EXODUS 14

BALLOON RED-SEA TRIVIA GAME

This is a fun way to help children remember important details within the Moses story. Everything from his birth to his death is covered in this learning game!



MATERIALS:

- Blue balloons (They can be colored if you can't find plain blue.)
- Bath towel
- Trivia Questions (follows the Instructions and conclusion)

INTRODUCTION

Let's pretend this pile of balloons is the Red Sea. Try to remember these tidbits from the scripture reading, Mighty Message, and from the discussion questions. When you answer one correctly, you get to stomp on the balloons!



INSTRUCTIONS:

1. Spread the towel out on the floor to make a "path."
2. Inflate 20 balloons and put them on the towel, so the whole towel is covered. This will be the Red Sea for the game.
3. Tell the kids to stand on one side of the "Red Sea".
4. Using the Trivia Questions, ask the kids questions about the Exodus story.
5. When a child answers incorrectly, he doesn't get to stomp the balloons. When a child answers correctly he gets three tries to "stomp" on the pile of balloons and break some. They will spread out and float about. That is okay and part of the fun.
6. When all the balloons have been stomped, the children may cross the Red Sea!
7. The student who stomped and broke the most balloons wins.

Conclusion

When Moses saw that the Hebrew people were trapped by the Egyptian army at the edge of the Red Sea, he must have wondered what God was going to do. There will be times in our lives where we feel unsure as well. One way to be encouraged in those situations is to think about Moses, how he behaved at the Red Sea and how others behaved. We want to trust God like he did and be willing to go the way God sends us, even when we can't quite make sense or see the big picture.



GAME TRIVIA

Read these questions one at a time along with the three options for answers. When a student guesses the right answer, he gets three tries to stomp on the balloons.

#1 At the time of Moses' call from God, the Hebrews had been made slaves in this country: a. Israel, **b. Egypt**, c. Babylon

#2 The Lord told Moses to go back to this person and tell him "Let the people go!" And this person kept refusing to let the Hebrew people go out of slavery: The person was: a. Satan, **b. Pharaoh**, c. King Tut

#3 To get Pharaoh to change his mind, the Lord God sent this many plagues on Egypt: a. 7, **b. 10**, c. 12

#4 All the plagues were disgusting. One of the grossest involved an infestation of this type of bug that looked like a grasshopper. Was it: a. cobras, b. scorpions, **c. locusts**

#5 Once Pharaoh decided to let the people go, he changed his mind again at the last minute! He chased them with an army, until they were backed up against this body of water that Moses parted: a. The Great Salt Sea, b. The Nile, **c. The Red Sea**

#6 The Lord took this long to part the waters: a. three days and nights, b. a month, **c. all night**

#7 God sent angels to create these things to confuse the Egyptian army: **a. light and darkness**, b. loud noises, c. more plagues

#8 The people showed this attitude at first: **a. doubt and sarcasm**, b. violence and hatred, c. faith and patience

#9 God used this to drive back the waters of the sea: **a. winds**, b. hail, c. dolphins

#10 How many members of this Egyptian army drowned in the Red Sea? a. half, b. thousands, **c. all of them**

Color by Numbers!

1 = Gray

3 = Blue

5 = Yellow


7 = Purple

2 = Dark blue

4 = Brown

6 = Skin tone

8 = Red



Moses parts The Red Sea so the people can escape.

Exodus 3



WORD SEARCH

Parting the Red Sea was a famous and beloved Bible miracle. Below are other words that have to do with Bible miracles and their circumstances. Find them all in the puzzle.

D	Y	X	G	M	V	Q	V	I	T	L	M	Z	S	P	V
M	V	I	S	I	O	N	S	I	C	K	N	E	S	S	Z
C	H	L	Q	I	M	D	E	F	X	X	X	C	Z	V	Z
O	Y	N	B	N	G	R	A	H	A	Z	F	L	O	O	D
M	T	X	Y	P	C	H	R	I	L	M	N	E	Z	M	R
M	C	H	A	R	I	O	T	S	E	E	I	A	O	U	O
A	W	Q	O	O	X	O	H	T	P	C	B	N	H	L	U
N	I	Q	U	P	Y	N	Q	Y	R	L	O	S	E	T	G
D	Y	K	A	H	D	I	U	B	O	I	J	I	A	I	H
M	W	A	T	E	R	S	A	G	S	P	Q	N	L	P	T
E	Q	J	F	C	L	B	K	N	Y	S	E	G	I	L	V
N	C	L	E	Y	H	C	E	U	U	E	Q	R	N	Y	J
T	A	B	D	L	T	C	S	O	K	S	Z	T	G	I	D
S	D	J	R	E	S	U	R	R	E	C	T	I	O	N	Z
A	P	Q	C	A	F	B	A	T	T	L	E	S	L	G	M
T	R	A	N	S	F	I	G	U	R	A	T	I	O	N	Y

Words to Find:

SICKNESS
FAMINE
DROUGHT
HEALING
MULTIPLYING


RESURRECTION
ASCENSION
TRANSFIGURATION
BATTLES
FLOOD

ARK
CHARIOTS
COMMANDMENTS
WATERS
PROPHECY

EARTHQUAKES
ECLIPSES
VISIONS
SIGHT
LEPROSY
CLEANSING

CROSSWORD PUZZLE

Use the At-A-Glance Sheet about the Book of Exodus to learn more about Moses' life and to fill in the answers to the crossword.



Across

2. There were 10 plagues told about in Exodus, and also 10 of these laws
3. Exodus does not contain the story of this part of Moses' life
4. Bible Book that includes the story of the death of Moses
7. The people built this type of gold idol that made God and Moses really mad
8. 20 chapters of Exodus are devoted to laws preparing this

Down

1. Part of the Bible that Moses wrote
5. You shall have no other of these before me
6. A bush was doing this in one famous story about Moses
9. A book included in the Pentateuch that tells the Creation story and Noah's Ark
10. Number of Books in the Pentateuch

MOSES PARTS THE RED SEA

PARENT HANDOUT



Scriptures to Read: Exodus 14:21-31



This Week We Learned About ...

...God using Moses to part the Red Sea. This will help children see this favorite Bible hero as a mentor on patience, faith, and trust. Moses' whole life is a testimonial for us to follow, a gift from God. One of several climactic tales is the parting of the Red Sea.



✓ Questions for Kids:

1. What did Moses stretch out over the water?
A. His hand.
2. What was to the right and left of the Israelites as they passed?
A. A wall of water.
3. How did the Israelites react when they saw the sea close over the Egyptians?
A. They put their trust in God.

✓ Dinner Table Discussion:

There were several moments in this story where the people weren't sure how everything was going to work out. Have you ever had an experience where you didn't know how it would work out but then it did? Tell the story.

Sometimes waiting for God to act is hard. What are some things we can do to keep our faith alive while we are waiting for God to help us?

Scripture Notes (tuck in lunchboxes, tape to mirrors, etc.):



Now faith is confidence in what we hope for and assurance about what we do not see.

Hebrews 11:1



If you believe, you will receive whatever you ask for in prayer.

Matthew 21:22



For no word from God will ever fail.

Luke 1:37

EXODUS

AT-A-GLANCE



O.T. BOOK #2



AUTHOR: MOSES



WRITTEN:
about 1446-1410 BC,
or during the years
of the Exodus

Covering the time period of 1525 BC through about 1406 BC

2

Old Testament: 39 Books

New Testament: 27 Books

Claims to fame: Contains the stories from the birth of Moses through the 40 years of the Exodus.

Stories Exodus does not contain: Exodus does not contain the story of Moses' death. That is found in Deuteronomy 34. It is referenced in the New Testament Book of Jude, verse 9.

Type of Bible Book: Exodus is part of the Pentateuch. It includes books largely written by Moses: Genesis, Exodus, Leviticus, Numbers, and Deuteronomy. These are also the first five books of the Bible.

FAMOUS STORIES INCLUDED:

- Moses at the Burning Bush
- The Ten Plagues of Egypt
- Moses parts the Red Sea
- The Ten Commandments

MOST FAMOUS VERSES:

"You shall have no other gods before me."
Exodus 20:3

"God said to Moses, "I AM WHO I AM. This is what you are to say to the Israelites: 'I AM has sent me to you.'" **Exodus 3:14**

Important Points about the Book:

- So many exciting Bible stories are found in Exodus! Exodus starts 280 years after the death of Joseph in Egypt with the birth of Moses. Moses was born in 1526 BC. Chapters 1-2 cover events before Moses was called to lead Israel out of Egypt.
- Chapter 3 covers the story of the Burning Bush and Moses' call
- Chapters 7-12 cover the Ten Plagues of Egypt, including the Passover, established with the 10th plague that called for the death of the oldest child of both man and beast.
- Chapters 13 begins the Exodus.
- Chapter 20 contains the 10 Commandments.
- The remaining 20 chapters contain laws and instructions for the constructing of the first tabernacle. A tabernacle was like a temple, only portable in the desert.
- The exception is chapter 32, which contains the story of the golden calf. The Jews created a golden-calf idol, thinking Moses was dead, when actually he was up on Mount Sinai getting the Ten Commandments. Moses was so angry at the people, he broke the tablets on which the Commandments were written.



**LEARNING
LOOKUPS**

MOSES PARTS THE RED SEA

Lookup: John 1:17 and write it down.

Lookup: the famous, almost funny argument about Jesus and Moses in John 9:13-34. Write down verse 25.

Question: Jesus and Moses lived 1,500 years apart. Yet they are closely connected. Why were the people in the second passage wrong, when they said they were disciples of Moses?

Create a prayer below. Speak to God and write it. Ask God to protect you from legalism, which is an unhealthy way of thinking. It is thinking you can reach God by following a lot of laws instead of by following his son. Use your own words:

MOSES PARTS THE RED SEA

QUIZ



Instructions: Moses performed and experienced more miracles than anyone in the Bible except Jesus. Learn more about him by completing the Bible lookups and filling in the correct answers below:

CIRCLE YOUR ANSWER

1. Baby Moses was put in the Nile River because (Exodus 1:22)

- a. His mother didn't want him
- b. Pharaoh wanted to kill all Hebrew boys

2. Moses was saved in the Nile by whom (Exodus 2:5)

- a. Pharaoh's wife
- b. Moses' sister
- c. Pharaoh's daughter
- d. a cat

3. Moses committed this crime as a young man according to Exodus 2:12.

- a. Armed robbery
- b. murder
- c. lying
- d. grand theft auto

4. This is true about Moses' family (Exodus 2:21-22)

- a. His wife is Zipporah
- b. Their son is Gershom
- c. both

5. Moses saw the burning bush here, according to Exodus 3:1

- a. Mount Sinai
- b. Mount Horeb
- c. Mount Hermon
- d. Mount of Olives

6. Moses parted this body of water to begin the Exodus (Exodus 15:22)

- a. Jordan River
- b. Great Sea
- c. Dead Sea
- d. Red Sea

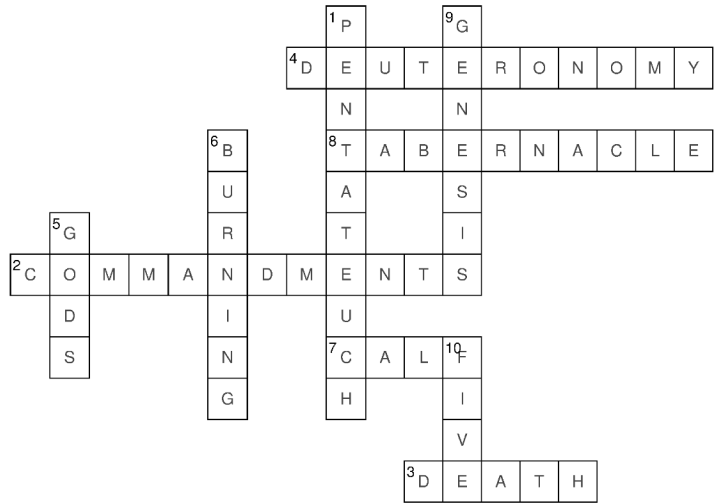

7. Moses received the 10 Commandments on this mountain (Leviticus 26:46)

- a. Mount of Olives
- b. Mount Hermon
- c. Mount Sinai
- d. Mount Hebron

8. True or False: Moses led the people in the desert for 50 years. (Joshua 5:6)

MOSES PARTS THE RED SEA

ANSWER KEY



1. Baby Moses was put in the Nile River because (Exodus 1:22)

- a. His mother didn't want him
- b. Pharaoh wanted to kill all Hebrew boys**

2. Moses was saved in the Nile by whom (Exodus 2:5)

- a. Pharaoh's wife
- b. Moses' sister
- c. Pharaoh's daughter**
- d. a cat

3. Moses committed this crime as a young man according to Exodus 2:12.

- a. Armed robbery
- b. murder**
- c. lying
- d. grand theft auto

4. This is true about Moses' family (Exodus 2:21-22)

- a. His wife is Zipporah
- b. Their son is Gershom
- c. both**

5. Moses saw the burning bush here, according to Exodus 3:1

- a. Mount Sinai
- b. Mount Horeb**
- c. Mount Hermon
- d. Mount of Olives

6. Moses parted this body of water to begin the Exodus (Exodus 15:22)

- a. Jordan River
- b. Great Sea
- c. Dead Sea
- d. Red Sea**

7. Moses received the 10 Commandments on this mountain (Leviticus 26:46)

- a. Mount of Olives
- b. Mount Hermon
- c. Mount Sinai**
- d. Mount Hebron

8. True or False: Moses led the people in the desert for 50 years. (Joshua 5:6) **40 years**

A stylized illustration of Moses, wearing a black and red robe and a white turban, holding a staff. He is positioned in the center, with a large, dark blue oval behind him. The background features stylized blue waves and white clouds. The text 'MOSES PART'S THE RED SEA' is written in a bold, colorful font across the oval.

MOSES PART'S THE RED SEA

CERTIFICATE OF COMPLETION

NAME:

DATE: