

GRADES
K-6

MOSES AND THE BURNING BUSH

Printable Lesson Kit



M **GHTY MESSAGES**

THANK YOU

Thank you for ordering from www.TeachSundaySchool.com. We strive to offer you top notch Bible teaching tools. Feel free to contact us with any questions a marykate@teachsundayschool.com.

HOW TO PRINT

If you are having any trouble printing, here are some helpful tips:

- 1) Adobe Acrobat PDF Reader is the most universal PDF reader and comes standard on most computers. If you are having issues, check to make sure you are using a recent version of Adobe, which is available free online here.
- 2) If for any reason a page is being cut off, when you push the “print” button and the dialogue box pops up, check the box “fit”.

TERMS OF USE

The material enclosed is copyrighted. You do not have resell rights or giveaway rights to the material provided herein. Only customers that have purchased this material are authorized to view it.

Allowed:

You are able to print as many times as you would like for personal, family, or single church/school use. (Please show this to any printer you may take this to in order to prove that you are not infringing on the copyright by printing this file).

If you would like to use this file for multiple schools or churches, please email us at marykate@teachsundayschool.com for information on a bundle purchase price.

Not Allowed:

This digital file cannot be given to anyone else. In order to own a digital file, it must be purchased. This file is never to be emailed to anyone else for the purpose of giving it to them or sharing it with them. In order to own a file, it must be purchased.

Do not post this file, or images from this file on a blog, website, or anything like it for the purpose of giving it away or selling it.

Do not change this file in any way.

Do not use all or part of this file for commercial use in any way.

Anything that is not meant for the intended use of this file, which is for personal, family, or single church/school use is not allowed. We are offering this as a digital file for the convenience of our customers. Any abuse of that is not allowed.

If you feel you have obtained an unauthorized copy of this material, please email us at marykate@teachsundayschool.com.

LEGAL NOTICE

While all attempts have been made to verify information provided in this publication, neither the author nor the publisher assumes any responsibility for errors, omissions or contrary interpretation of the subject matter herein. The publisher wants to stress that the information contained herein may be subject to varying state and / or local laws or regulations. All users are advised to retain competent counsel to determine what state and / or local laws or regulations may apply to the user’s particular operation.

The purchaser or reader of this publication assumes responsibility for the use of these materials and information. Adherence to all applicable laws and regulations, federal, state and local, governing professional licensing, operation practices, and all other aspects of operation in the US or any other jurisdiction is the sole responsibility of the purchaser or reader. The publisher and author assume no responsibility or liability whatsoever on the behalf of any purchaser or reader of these materials. Any perceived slights of specific people or organizations is unintentional.

CONTENTS

Lesson Overview	4
Scripture & Lesson	5
Color By Numbers	8
Printable Craft	9
Game	10
Coloring Page	11
Word Search	12
Crossword Puzzle	13
Parent Handout	14
Moses At-A-Glance	15
Learning Lookups	16
Quiz	17
Answer Key	18
Certificate of Completion	19

MOSES AND THE BURNING BUSH

LESSON OVERVIEW

MOSES AND THE BURNING BUSH MIGHTY MESSAGE

The story of Moses at the Burning Bush will teach children the importance of not doubting when God provides a great idea. God told Moses to go back to Egypt and tell Pharaoh to release all the Hebrew slaves. Moses gave every reason why he was not qualified to do this! Of course, he is one of the most well-known characters in history, because of his willingness to obey God, even when he felt so powerless himself.

How to Use the Lesson Kit:

This kit includes a variety of activities that you can select from to customize your perfect lesson. We suggest beginning with the Scripture Reading & Lesson followed by the Discussion Questions. From there, feel free to mix & match the activities to build your lesson plan based on the time you have allotted and the age level/interests of your kids.



WHAT'S INCLUDED:

- Scripture Reading & Lesson
- Discussion Questions
- Craft
- Game
- Coloring Page
- Color-By-Number
- Wordsearch
- Crossword Puzzle
- Learning Lookups Journaling
- Parent Handout
- Quiz
- Reference Sheet
- Certificate of Completion
- Answer Page



MATERIALS LIST :

- Crayons, markers, or colored pencils
- Brown paper bag (craft)
- Orange, yellow, and red tissue paper (craft)
- Card stock (craft)
- Rice, beans or clay (craft)
- Craft glue (craft)
- Scissors (craft)
- Long pole or broomstick (game)
- Music (game)
- Pencils or pens
- Bibles (electronic or hardcopy)

MOSES AND THE BURNING BUSH

SCRIPTURE & LESSON

EXCERPTS OF EXODUS 3-4 (NIV)

Read the following excerpts as shown (NIV translation), or read from your chosen Bible translation:



EXODUS 3:

¹Now Moses was tending the flock of Jethro his father-in-law, the priest of Midian, and he led the flock to the far side of the wilderness and came to Horeb, the mountain of God.

²There the angel of the Lord appeared to him in flames of fire from within a bush. Moses saw that though the bush was on fire it did not burn up.

³So Moses thought, "I will go over and see this strange sight—why the bush does not burn up."

⁴When the Lord saw that he had gone over to look, God called to him from within the bush, "Moses! Moses!"

And Moses said, "Here I am."

⁵"Do not come any closer," God said. "Take off your sandals, for the place where you are standing is holy ground."

⁶Then he said, "I am the God of your father, the God of Abraham, the God of Isaac and the God of Jacob." At this, Moses hid his face, because he was afraid to look at God.

⁷The Lord said, "I have indeed seen the misery of my people in Egypt. I have heard them crying out because of their slave drivers, and I am concerned about their suffering.

⁸So I have come down to rescue them from the hand of the Egyptians and to bring them up out of that land into a good and spacious land, a land flowing with milk and honey....

¹⁰So now, go. I am sending you to Pharaoh to bring my people the Israelites out of Egypt."

¹¹But Moses said to God, "Who am I that I should go to Pharaoh and bring the Israelites out of Egypt?"

¹²And God said, "I will be with you. And this will be the sign to you that it is I who have sent you: When you have brought the people out of Egypt, you will worship God on this mountain."

¹³Moses said to God, "Suppose I go to the Israelites and say to them, 'The God of your fathers has sent me to you,' and they ask me, 'What is his name?' Then what shall I tell them?"

¹⁴God said to Moses, "I am who I am. This is what you are to say to the Israelites: 'I am has sent me to you.'"



EXODUS 4:

¹ Moses answered, “What if they do not believe me or listen to me and say, ‘The Lord did not appear to you?’”

² Then the Lord said to him, “What is that in your hand?”
“A staff,” he replied.

³ The Lord said, “Throw it on the ground.”

Moses threw it on the ground and it became a snake, and he ran from it.

⁴ Then the Lord said to him, “Reach out your hand and take it by the tail.” So Moses reached out and took hold of the snake and it turned back into a staff in his hand.

⁵ “This,” said the Lord, “is so that they may believe that the Lord, the God of their fathers—the God of Abraham, the God of Isaac and the God of Jacob—has appeared to you.”

⁶ Then the Lord said, “Put your hand inside your cloak.” So Moses put his hand into his cloak, and when he took it out, the skin was leprous—it had become as white as snow.

⁷ “Now put it back into your cloak,” he said. So Moses put his hand back into his cloak, and when he took it out, it was restored, like the rest of his flesh.

⁸ Then the Lord said, “If they do not believe you or pay attention to the first sign, they may believe the second...”

¹⁰ Moses said to the Lord, “Pardon your servant, Lord. I have never been eloquent, neither in the past nor since you have spoken to your servant. I am slow of speech and tongue.”

¹¹ The Lord said to him, “Who gave human beings their mouths? Who makes them deaf or mute? Who gives them sight or makes them blind? Is it not I, the Lord?”

¹² Now go; I will help you speak and will teach you what to say.”

¹³ But Moses said, “Pardon your servant, Lord. Please send someone else.”

¹⁴ Then the Lord’s anger burned against Moses and he said, “What about your brother, Aaron the Levite? I know he can speak well. He is already on his way to meet you, and he will be glad to see you.

¹⁵ You shall speak to him and put words in his mouth; I will help both of you speak and will teach you what to do...”

Questions for Children about Moses & the Burning Bush:

1. Look at the opening of Exodus 3. What did Moses see? **A: The burning bush. But the flame wouldn't burn the bush. Many people light candles in church to pray for someone or think of God when they see a campfire or a fireplace warmly lit. What does God reveal about himself with natural fire? A: He is meant to be warm and illuminating and enjoyed. However, fire can be fierce too, like God's anger when he gets mad at people who take advantage of the innocent.**

2. Moses brought God many arguments about why he shouldn't be asked to do a great thing. What are some? **A: He didn't think he was good enough; he didn't know how to argue; he didn't believe others would listen to him; he didn't think God would give him enough power to make him credible. Was there ever a time where you felt strongly about something but thought nobody would listen to you? What was the situation and what happened?**

3. Moses became famous for a lot of things, including getting the Ten Commandments and writing the five first books of the Bible. But he was most known for his great humility, Numbers 12:3 says Moses was the most humble man to ever live. Humility means not thinking about yourself much of the time. What can we do with our lives so we can be like Moses? **A: Remember to put others first, not show off or make a big deal of ourselves; listen to what God says.**



TEACHER'S MIGHTY MESSAGE

God called Moses to be BOLD. He said, "Go to Egypt and tell Pharaoh to let my people go!" Moses worried that he wasn't up to the task. He trusted God and spoke with boldness anyway.

Moses ran away from Egypt when he was a young man. The reason? He saw an Egyptian mistreating a Hebrew slave and lost his temper. He committed murder. Moses lived in the desert until he was 80. Nothing much exciting happened.

But then, he heard God at the Burning Bush. He thought, "Uh-oh. God is telling me to speak to Pharaoh and tell him to let the people go! How am I going to get up that much nerve?"

Moses just kept doing each thing God told him to. Each success made him bolder. He led the people across the Red Sea and through many miracles, including getting the Ten Commandments!

Being bold isn't always easy. Moses had many things to fear. Even though he was afraid, he went into the great throne room of Pharaoh and boldly said, "Let my people go!" Boldness is sometimes following God's voice or doing the right thing, one step at a time.



Color by Numbers!

1 = Orange
2 = Yellow

3 = Light blue
4 = Brown

5 = Purple
6 = Skin tone

7 = Gray
8 = Red



Moses sees the burning bush.

Exodus 3

MOSES AND THE BURNING BUSH

PRINTABLE CRAFT

MOSES AT THE BURNING BUSH

This three-dimensional burning bush is sure to remind the children of God's powerful voice and the beginning of Moses' mighty journey. It's easier than it looks, yet parents will smile at the finished product!



MATERIALS:

- Brown paper bag
- Orange, yellow, and red tissue paper
- Card stock
- Rice, beans or clay
- Scissors
- Craft glue



PREPARATION:

1. For more reliable lines, cut the paper bag slats in advance using adult scissors. Do this by leaving the bag folded and cutting strips approximately 1 cm wide, from the open end to about 2/3 of the way down.
2. Cut up the tissue paper into squares about 2 inches wide.
3. Cut rectangular pieces of card stock the same size as the bottom of the bag (only slightly smaller, so they fit snugly in the bottom of the bag).

INSTRUCTIONS:

1. Have the students write their names on the bottom of the bags.
2. Open up the bags so that they sit upright.
3. Place the piece of card stock in the bottom. On top of the card stock, place a glob of clay to provide weight to hold down the finished craft. Or for a less expensive option, fill slightly with dry beans or rice.
4. Twist the bag tightly, starting close to the bottom to create the trunk. Apply enough pressure to that the trunk stays twisted but does not tear.
5. Twist the strips, two to four at a time all the way to the ends until they look like branches.
6. Place two tissue squares of different color on top of each other and twist at the bottom to create a flame.
7. Glue the flames to the branches and trunk and set aside to dry.

MOSES AND THE BURNING BUSH

GAME

HOW “MADE LOW” CAN YOU GO?

This game is not only good for getting little bodies moving, but it will also help students consider what it means to be humble and made low, like Moses. It’s the “Limbo Rock” with a Biblical/Moses humility theme!



MATERIALS:

- Long pole or broomstick
- Music (optional)



SCRIPTURE:

Now Moses was a very humble man, more humble than anyone else on the face of the earth.

Numbers 12:3

INTRODUCTION

How does the most humble man in the world become one of the world’s greatest leaders? It’s easy—humility is part of strength - as this game will show.

The term “being made low” means being humble. If we want to practice being humble, the way Moses was, we must learn what it means to be made low.

You can lower yourself spiritually by serving others, praying for them, and putting their needs before your own. This game will not show who is most humble, but who can go down the lowest and be the winner.



INSTRUCTIONS:

1. Explain that the person who can get lowest to the ground, and under the pole without falling, wins. Some students will understand the objective immediately if you say “Limbo Rock,” a formal form of this game.
2. Play the music if you have some.
3. Hold the pole high enough that the children have to bend a little to get under it.
4. Lower the pole a little bit each time the line starts over.
5. If a child falls or bumps the pole they are out.
6. The student who went the lowest without falling wins!

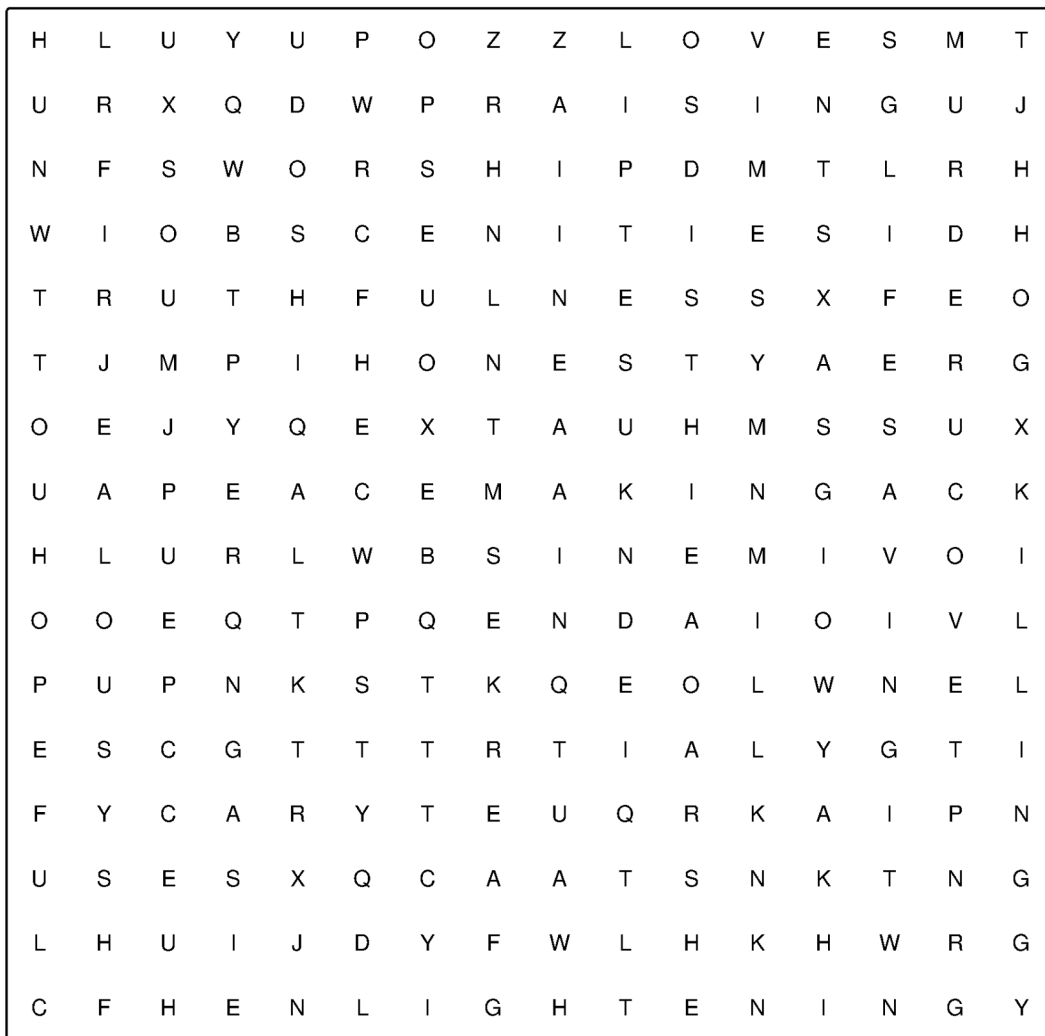


Moses sees the Burning Bush.

MOSES AND THE BURNING BUSH

WORD SEARCH

Moses brought the Ten Commandments down from Mount Sinai not long after he saw the Burning Bush. Below are 10 things the Commandments tell us not to do or get involved in. Also, there are 10 things they tell us to do, be or get involved in! After you find all the words in the puzzle above, circle the **GOOD** words!



Words to Find:

CHEAT
COVET
ENLIGHTENING
HONESTY
HOPEFUL

IDOLATRY
JEALOUSY
KILLING
LIFESAVING
LOVE


LYING
MURDER
OBSCENITIES
PEACEMAKING
PRAISING

SNEAK
STEAL
TRUTH
TRUTHFULNESS
WORSHIP

MOSES AND THE BURNING BUSH

CROSSWORD PUZZLE

Use the Moses At-a-Glance Reference Sheet to help you fill in the answers:



Across

2. Moses glowed this color after seeing God
4. Moses saw a bush doing this
5. Moses was raised by Pharaoh's _____
6. Moses married a girl by this name
8. Moses brought us 10 of these

Down

1. They sang the Song of Moses in this book
3. First five books of the Bible
7. Moses parted the Red Sea to start this

MOSES AND THE BURNING BUSH

PARENT HANDOUT



Scriptures to Read: Exodus 3:3-5

This Week We Learned About ...

Moses didn't believe he had what it took to do the will of God and God proved him wrong! When Moses first saw the burning bush, God told him that he was to return to Egypt and rescue his people. Moses worried that he wasn't smart enough to talk to Pharaoh, and he worried that no one would take him seriously. God promised, however, that if Moses did what he was asking he would be there to help. And that's just what happened! When Moses went to Egypt and demanded the release of the Israelites, God sent many plagues and miracles to help Moses accomplish his mission. Moses faced many challenges but in the end God was with him, helping him the whole time!

✓ Questions for Kids:

1. How did Moses feel when he heard the voice of God? **He was afraid**
2. What was it God wanted Moses to do? **Rescue the Israelites from Pharaoh's slavery in Egypt**
3. What made Moses approach the bush? **What looked odd? The bush was on fire, but it wasn't being consumed by the fire.**

✓ Dinner Table Discussion:

God wanted Moses to stick up for people in need of his help. Have you ever had to defend someone? Have you ever had someone stick up for you? How did you feel? Were you afraid?

Have you ever felt like God asked you to do something? Tell the story about what happened.

Scripture Notes (tuck in lunchboxes, tape to mirrors, etc.):



God said to Moses, "I am who I am this is what you are to say to the Israelites: 'I am has sent me to you.'" **Exodus 3:14**



This is the covenant I will establish with the people of Israel after that time, declares the Lord. I will put my laws in their minds and write them on their hearts. I will be their God, and they will be my people. **Hebrews 8:10**



The LORD is my strength and my song; he has become my salvation. He is my God, and I will praise him, my father's God, and I will exalt him. **Exodus 15:2**

MOSES

AT-A-GLANCE



CHILDHOOD:

- Moses was saved from death, having been sent down the Nile in a basket by his mother.
- Moses was, found, adopted, and raised by Pharaoh's daughter Bithiah.



MARRIED: ZIPPORAH

Birth: 1526 BC

Birth of Jesus

2000's AD

Death: 1406 BC

CLAIMS TO FAME:

- 1 Moses delivered the Israelites from captivity and spent 40 years in the desert leading them.
- 2 God used Moses to part the Red Sea at the start of the Exodus.
- 3 Moses delivered the tablets with the Ten Commandments to the Israelites.
- 4 God physically passed behind Moses causing him to glow bright white.
- 5 Moses is thought to have written the Pentateuch, or the first five books of the Bible.

FAMOUS QUOTES:

“Who am I that I should go unto Pharaoh and lead the children of Israel out of bondage?”
Moses at the Burning Bush, *Exodus 3:11*

“And they sang the song of Moses, the bond-servant of God, and the song of the Lamb, saying, “Great and marvelous are Your works, O Lord God, the Almighty; Righteous and true are Your ways, King of the nations!”
Revelation 15:3

“Since that time no prophet has risen in Israel like Moses, whom the LORD knew face to face...” *Deuteronomy 34:10*



Bible Lookups: Exodus 3 (whole chapter), Exodus 33:12-23, Hebrews 11:23-28



LEARNING LOOKUPS

MOSES AND THE BURNING BUSH

Lookup: Exodus 4:1-13. Write down Verse 4:13


Lookup: Exodus 33:15-17. Write down Verse 17

At first, Moses did NOT want to do what God said. At the end of the story, God says something human beings rarely hear: That God is really pleased! Moses pleased God because he was humble and yet kept doing what God said. Have you ever felt that God spoke to you? If so, write down what you think he said:

Create a prayer below. Speak to God and write it. What will you ask God for that relates to both humility and greatness?

MOSES AND THE BURNING BUSH

QUIZ



Hearing from God at the Burning Bush was just a piece of the life of Moses! He set the captives free, received the Ten Commandments, performed many miracles from God, and is still famous today, 3,500 years later! Learn much more about him by finishing the Bible lookups and completing this quiz:

CIRCLE YOUR ANSWER

1. Baby Moses was put in the Nile River because (Exodus 1:22)

- a. His mother didn't want him
- b. Pharaoh wanted to kill all Hebrew boys

2. Moses was saved in the Nile by whom (Exodus 2:5)

- a. Pharaoh's wife
- b. Moses' sister
- c. Pharaoh's daughter
- d. A cat

3. Moses committed this crime as a young man according to Exodus 2:12.

- a. Armed robbery
- b. Murder
- c. Lying
- d. Grand theft auto

4. This is true about Moses' family (Exodus 2:21-22):

- a. His wife is Zipporah
- b. Their son is Gershom
- c. Both

5. Moses saw the Burning Bush here, according to Exodus 3:1

- a. Mount Rushmore
- b. Mount Horeb
- c. Mount Hermon
- d. Mount of Olives

6. Moses parted this body of water to begin the Exodus (Exodus 15:22)

- a. Jordan River
- b. Great Sea
- c. Dead Sea
- d. Red Sea

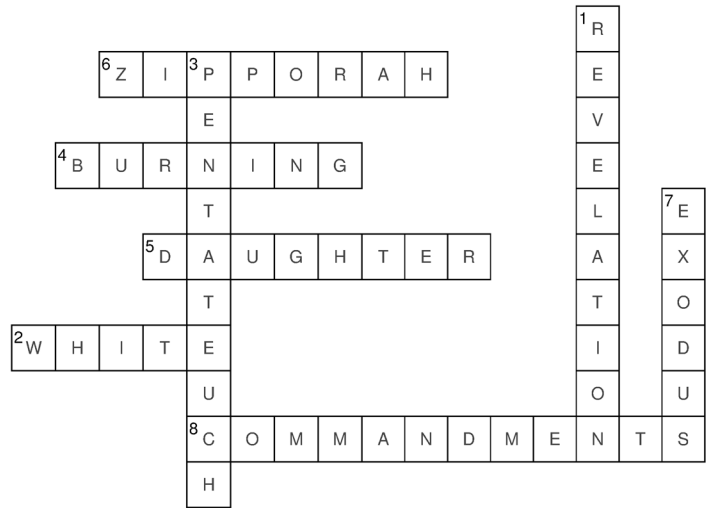

7. Moses received the 10 Commandments on this mountain (Exodus 19:20-21)

- a. Mount of Olives
- b. Mount Hermon
- c. Mount Sinai
- d. Mount Hebron

8. True or False: Moses led the people in the desert for 50 years. (Joshua 5:6)

MOSES AND THE BURNING BUSH

ANSWER KEY



1. Baby Moses was put in the Nile River because (Exodus 1:22)

- a. His mother didn't want him
- b. **Pharaoh wanted to kill all Hebrew boys**

2. Moses was saved in the Nile by whom (Exodus 2:5)

- a. Pharaoh's wife
- b. Moses' sister
- c. **Pharaoh's daughter**
- d. A cat

3. Moses committed this crime as a young man according to Exodus 2:12.

- a. Armed robbery
- b. **Murder**
- c. Lying
- d. Grand theft auto

4. This is true about Moses' family (Exodus 2:21-22):

- a. His wife is Zipporah
- b. Their son is Gershom
- c. **Both**

5. Moses saw the Burning Bush here, according to Exodus 3:1

- a. Mount Rushmore
- b. **Mount Horeb**
- c. Mount Hermon
- d. Mount of Olives

6. Moses parted this body of water to begin the Exodus (Exodus 15:22)

- a. Jordan River
- b. Great Sea
- c. Dead Sea
- d. **Red Sea**

7. Moses received the 10 Commandments on this mountain (Exodus 19:20-21)

- a. Mount of Olives
- b. Mount Hermon
- c. **Mount Sinai**
- d. Mount Hebron

8. True or **False**: Moses led the people in the desert for 50 years. (Joshua 5:6)

MOSES AND THE BURNING BUSH

CERTIFICATE OF COMPLETION

NAME:

DATE:

