

GRADES  
K-6

# HARVEST

Printable *Bible-Based* Lesson Kit

**M**  **GHTY MESSAGES**

# THANK YOU

Thank you for ordering from [www.TeachSundaySchool.com](http://www.TeachSundaySchool.com). We strive to offer you top notch Bible teaching tools. Feel free to contact us with any questions a [marykate@teach Sundayschool.com](mailto:marykate@teach Sundayschool.com).

# HOW TO PRINT

If you are having any trouble printing, here are some helpful tips:

- 1) Adobe Acrobat PDF Reader is the most universal PDF reader and comes standard on most computers. If you are having issues, check to make sure you are using a recent version of Adobe, which is available free online here.
- 2) If for any reason a page is being cut off, when you push the “print” button and the dialogue box pops up, check the box “fit”.

# TERMS OF USE

The material enclosed is copyrighted. You do not have resell rights or giveaway rights to the material provided herein. Only customers that have purchased this material are authorized to view it.

## Allowed:

You are able to print as many times as you would like for personal, family, or single church/school use. (Please show this to any printer you may take this to in order to prove that you are not infringing on the copyright by printing this file).

If you would like to use this file for multiple schools or churches, please email us at [marykate@teach Sundayschool.com](mailto:marykate@teach Sundayschool.com) for information on a bundle purchase price.

## Not Allowed:

This digital file cannot be given to anyone else. In order to own a digital file, it must be purchased. This file is never to be emailed to anyone else for the purpose of giving it to them or sharing it with them. In order to own a file, it must be purchased.

Do not post this file, or images from this file on a blog, website, or anything like it for the purpose of giving it away or selling it.

Do not change this file in any way.

Do not use all or part of this file for commercial use in any way.

Anything that is not meant for the intended use of this file, which is for personal, family, or single church/school use is not allowed. We are offering this as a digital file for the convenience of our customers. Any abuse of that is not allowed.

If you feel you have obtained an unauthorized copy of this material, please email us at [marykate@teach Sundayschool.com](mailto:marykate@teach Sundayschool.com).

# LEGAL NOTICE

While all attempts have been made to verify information provided in this publication, neither the author nor the publisher assumes any responsibility for errors, omissions or contrary interpretation of the subject matter herein. The publisher wants to stress that the information contained herein may be subject to varying state and / or local laws or regulations. All users are advised to retain competent counsel to determine what state and / or local laws or regulations may apply to the user’s particular operation.

The purchaser or reader of this publication assumes responsibility for the use of these materials and information. Adherence to all applicable laws and regulations, federal, state and local, governing professional licensing, operation practices, and all other aspects of operation in the US or any other jurisdiction is the sole responsibility of the purchaser or reader. The publisher and author assume no responsibility or liability whatsoever on the behalf of any purchaser or reader of these materials. Any perceived slights of specific people or organizations is unintentional.

# CONTENTS

Lesson Overview	4
Scripture & Lesson	5
Printable Craft	7
Game	13
Coloring	14
Word Search	15
Crossword Puzzle	16
Parent Handout	17
Reference Sheet	18
Learning Lookups	19
Fill-In-The-Blank	20
Answer Key	21
Certificate of Completion	22



# HARVEST

## LESSON OVERVIEW



### MIGHTY MESSAGE

This Lesson on celebrating the harvest can be used any Sunday in the fall, starting with Labor Day and ending the week before Thanksgiving! It will infuse kids with great understanding of harvest—one of the most well-known symbols of our faith. Harvest is when we reap what we have sown, or receive for what we have given. We also bring harvests to others and always to Jesus. How do we enjoy our harvests in life, what brings them, and how do we help create harvests for others in Jesus' name?



### How to Use the Lesson Kit:

This kit includes a variety of activities that you can select from to customize your perfect lesson. We suggest beginning with the Scripture Reading & Lesson followed by the Discussion Questions. From there, feel free to mix & match the activities to build your lesson plan based on the time you have allotted and the age level/interests of your kids.



#### WHAT'S INCLUDED:

- Scripture Reading & Lesson
- Discussion Questions
- Printable Craft
- Game
- Coloring Page
- Wordsearch
- Crossword Puzzle
- Learning Lookups Journaling
- Parent Handout
- Quiz
- Reference Sheet
- Certificate of Completion
- Answer Page



#### MATERIALS LIST:

- Crayons
- Glue sticks
- Scissors
- Two small plastic tubs (game)
- Two small bowls (game)
- Marbles (game)
- Water (game)
- Pencils or pens
- Bibles (electronic or hardcopy)





# HARVEST

## SCRIPTURE & LESSON

### PASSAGE (NIV): THREE SCRIPTURES ABOUT HARVEST

Read the following excerpts as shown (NIV translation), or read from your chosen Bible translation:



### A Literal Scripture about Harvest

**Leviticus 19:9-10** ‘When you reap the harvest of your land, do not reap to the very edges of your field or gather the gleanings of your harvest. 10 Do not go over your vineyard a second time or pick up the grapes that have fallen. Leave them for the poor and the foreigner. I am the LORD your God.

### Jesus Comparing the Gathering of Believers to a “Harvest”

**Luke 10: 1-2** After this the Lord appointed seventy-two others and sent them two by two ahead of him to every town and place where he was about to go. 2 He told them, “The harvest is plentiful, but the workers are few. Ask the Lord of the harvest, therefore, to send out workers into his harvest field.”

### A Scripture about How to be Part of Christ’s “Harvest”:

**Galatians 6:7-10** Do not be deceived: God cannot be mocked. A man reaps what he sows. 8 Whoever sows to please their flesh, from the flesh will reap destruction; whoever sows to please the Spirit, from the Spirit will reap eternal life. 9 Let us not become weary in doing good, for at the proper time we will reap a harvest if we do not give up. 10 Therefore, as we have opportunity, let us do good to all people, especially to those who belong to the family of believers.

## Questions for Children about Harvest

1. What does the first scripture have to do with God's love for the poor and needy? It encourages people to feed them. What are some ways we can help the poor and needy?
2. In the second scripture from Luke 10, what kind of workers is Jesus really talking about when he says he wants workers to gather the harvest? **People who want to bring others into the kingdom of God.**
3. Reaping and sowing are harvest terms that mean "giving" (which is sowing) and "getting what you gave" (which is reaping). In modern times, one popular expression is this: "What you really want in life, try giving it away instead of looking to get it. You'll get it even more." What can we give away that will help Jesus bring in his harvest of people? **Love, kindness, generosity, a cure for loneliness, healing words and actions for people who are suffering.**



## TEACHER'S MIGHTY MESSAGE

What is a harvest in farming terms? It's when you gather all that you planted and watered. Jesus uses it in a different—a symbolic—way. Harvest in the New Testament doesn't mean food. It means those people who will be accepting Christ's invitation into his kingdom. We want to be part of that harvest.

Jesus also wants us to think of "harvest" in terms of giving what we would like to get. We "reap a harvest" when we do what our spirit wants and not what our bodies want. We "reap the harvest" when we help others with our good deeds.

To celebrate the harvest, we have several holidays in the fall. We have Labor Day, which starts the harvest season. It falls on the first Monday in September. We have many harvest festivals that feature dishes with apples and corn and other big fall harvest foods.

Harvest is when we get to enjoy the good food that people seeded, watered, and took care of over the summer. In harvest season, we should also reflect on what we can be doing to help the Heavenly Harvest—sharing the love of Christ to produce lots more believers in his love.














### MATERIALS:


- Orange card stock
- Green card stock
- Scissors
- Glue

### INSTRUCTIONS:

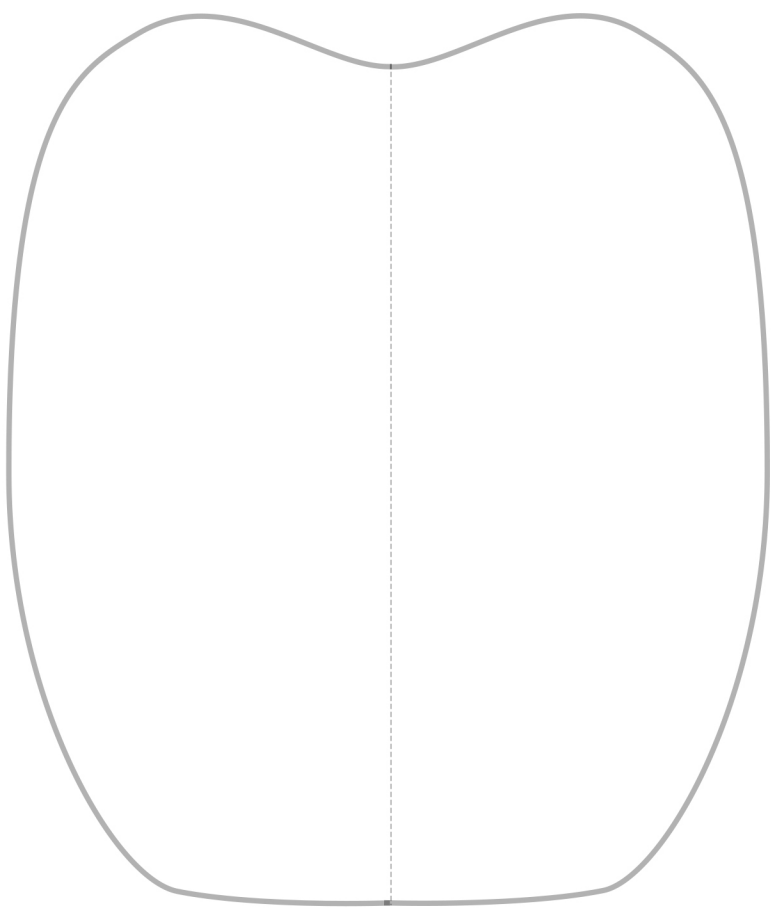

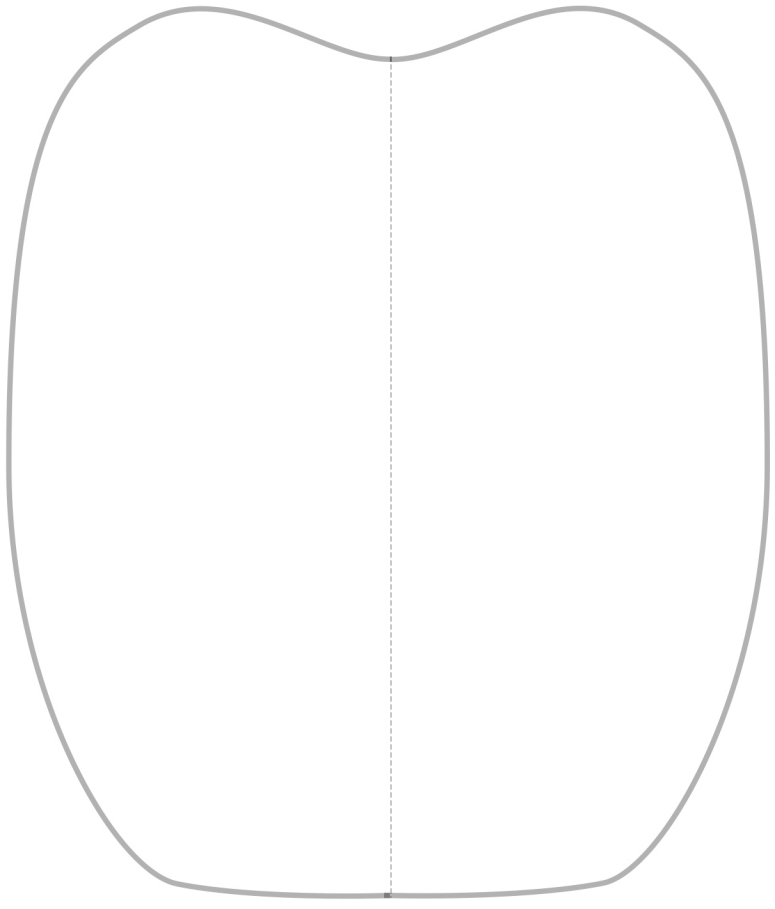

1. Print out the Pumpkin Templates on orange card stock and the Stem Template on green. You will need two sheets of each Pumpkin Template to build a complete 3-D Pumpkin. To create an alternating pattern, print one Pumpkin Template on one shade of orange, and the other on a different shade. Note: For more fun, try making white or different colored pumpkins!
2. Cut out the pumpkins, stems and leaves.
3. Fold each pumpkin in half along the fold line.
4. Apply glue to half of one pumpkin and press another pumpkin to secure. Continue until 4 are glued together.
5. Glue the other 4 pumpkins together so that you have two halves of the pumpkin.
6. Glue the stem to one of the pumpkin halves.
7. Curl the vine attached the leaf and glue to the stem.
8. Glue the two pumpkin halves together so that the stem and leaf are in the center.
9. Complete the other two pumpkins and set up as your 3-D Pumpkin Harvest Decorations!














*The land  
yields its harvest; God,  
our God, blesses us.*

*Psalm 67:6*



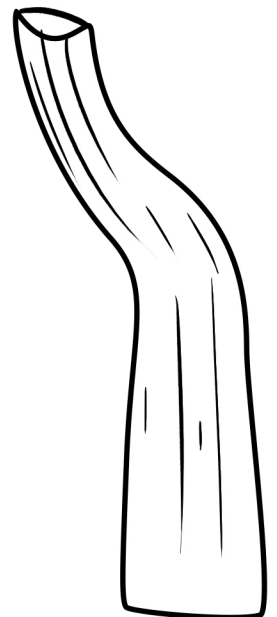
*Peacemakers  
who sow in peace reap  
a harvest of  
righteousness.*

*James 3:18*



*Let us  
not become  
weary in doing good, for  
at the proper time we will  
reap a harvest if we  
do not give up.*

*Galatians 6:9*



*The land  
yields its harvest; God,  
our God, blesses us.*

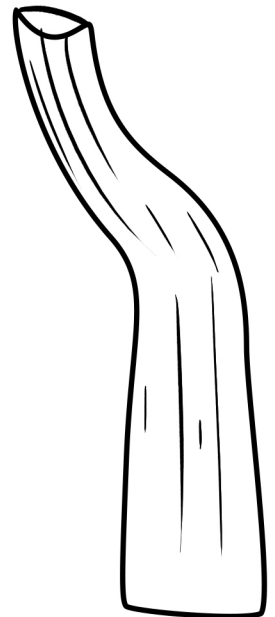
*Psalm 67:6*

*Peacemakers  
who sow in peace reap  
a harvest of  
righteousness.*

*James 3:18*

*Let us  
not become  
weary in doing good, for  
at the proper time we will  
reap a harvest if we  
do not give up.*

*Galatians 6:9*





## GAME

### PICK YOUR FEET UP

In this game, kids will have fun getting their feet wet while also learning a great lesson about the rewards for Christians who have turned from self-centeredness to giving - even in difficult times.



#### MATERIALS:

- Two small plastic tubs
- Two small bowls
- Marbles
- Water



#### PREPARATION:

1. Fill the tubs about halfway with water.
2. Place marbles in the water.

#### Objective:

Collect the most marbles using only your feet.

#### Introduction:

It's that harvest time of year again! We've worked all summer to keep our plants healthy and our crops growing. Now it's time to collect all that we have worked for. We may have had it easy while we maintained the crops, but now it's time to get down to business! Let's practice our hard work by playing a game.




#### INSTRUCTIONS:

1. Choose two children to go first.
2. Have them sit on a chair in front of a tub and tell them to place their bare feet in the water.
3. When you say "Go!" the children will try and pick up the marbles with their feet.
4. Once they have grasped one, they will lift it out of the water and drop it in bowl beside the tub.
5. The child who collected the most marbles after 30 seconds are up wins.
6. Repeat steps two through five until all students have taken a turn.

#### Conclusion:

Psalm 85:12 says, "The Lord will indeed give what is good, and our land will yield its harvest." It wasn't easy picking up those slippery glass marbles, was it?

God sometimes sends us down difficult paths in life. He isn't being mean; he just wants us to build our faith and spiritual strength. If we keep a positive attitude and have faith that God is with us, it will help us to receive God's "harvest" in his good time.



## John 15:5

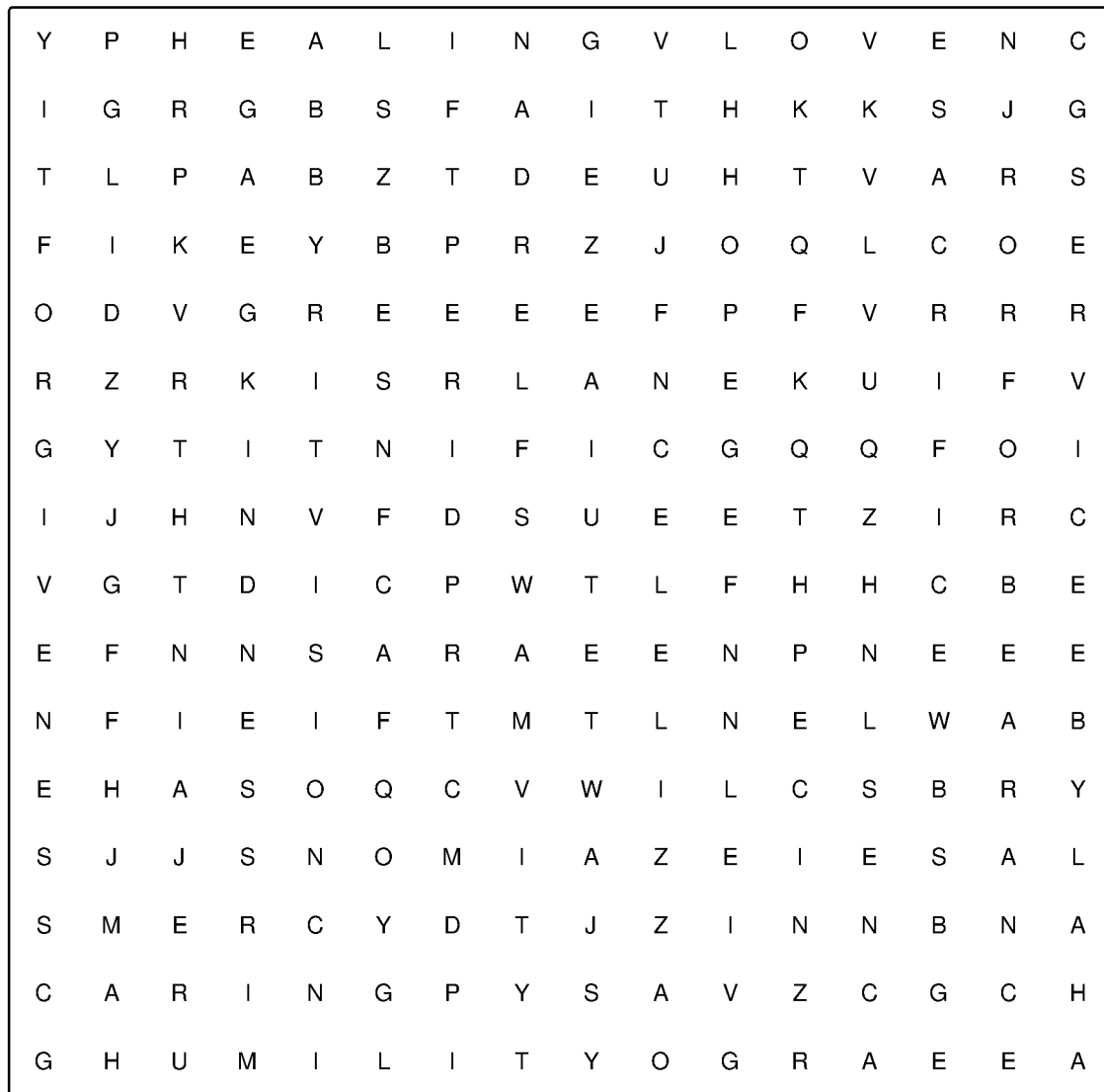
"I am the vine; you are the branches. If you remain in me and I in you, you will bear much fruit; apart from me you can do nothing."





## WORD SEARCH

“Harvest” is a farming term that means gathering of food. Jesus and his disciples used it as a term to mean the gathering of people to God’s love for eternity. Below are some of the “fruits” we need to develop in order to help Jesus. Let’s find them in the word-search puzzle - and then reflect on them, asking God to bring them into our hearts.



### Words to Find:

LOVE  
PATIENCE  
MERCY  
FORGIVENESS  
KINDNESS

CARING  
HEALING  
SERVICE  
SACRIFICE  
PEACE


PERSISTENCE  
FAITH  
VISION  
BELIEF  
HOPE

FORBEARANCE  
STRENGTH  
PRAYERFULNESS  
INDWELLING  
HUMILITY



# CROSSWORD PUZZLE

Use Your At-A-Glance Sheet, All the Scriptures about Harvest, to fill in the crossword below.



**Across**

- 2. He who gathers crops in \_\_\_\_\_ is a prudent son.
- 4. These people will reap a harvest of righteousness.
- 5. Whoever plows and \_\_\_\_\_ should hope in sharing a harvest.
- 6. Let us not become weary in doing \_\_\_\_\_.
- 7. No \_\_\_\_\_ seems pleasant at the time.

**Down**

- 1. The land yields its harvest; God, our God, \_\_\_\_\_ us.
- 3. These types of people do not plow in season and harvest nothing.
- 4. The harvest is \_\_\_\_\_ but the workers are few.
- 9. He who was seated on the cloud swung his \_\_\_\_\_ over the earth



## PARENT HANDOUT



**Scriptures to Read:** Leviticus 19:9-10, Luke 10: 1-2, Galatians 6:7-10



### This Week We Learned About ...

...Celebrating Harvest! The lesson gave the kids an understanding of one of the most well-known symbols of our faith. Harvest is when we sow what we have reaped, or receive for what we have given. We also bring harvests to others and always to Jesus. How do we enjoy our harvests in life, what brings them, and how do we help create harvests for others in Jesus' name?



#### ✓ Questions for Kids:

1. We should not become weary of doing this: \_\_\_\_\_ . **A. Good**
2. The Israelites were instructed to leave the grapes that had fallen from their vines for these people: \_\_\_\_\_ and the \_\_\_\_\_ .  
**A. The Poor and the Foreigner**
3. Galatians says a man reaps what he \_\_\_\_\_ .  
**A. Sows**

#### ✓ Dinner Table Discussion:

Why do you think God wanted the Israelites to leave some of their harvest for the poor and the foreigner? Discuss with your family. What are some practical ways we can help the poor and the foreigner?

To reap what you sow means to get back what you put in. Can you think of a time you worked hard for something, or waited patiently? What were the results? Talk about this with your family.

#### Scripture Notes (tuck in lunchboxes, tape to mirrors, etc.):



*Ask the Lord of the Harvest, therefore, to send out workers into his field.*  
**Matthew 9:38**



*The earth has yielded its produce; God, our God, blesses us.*  
**Psalms 67:6**



*He who gathers in the summer is a son who acts wisely, but he who sleeps in the harvest is a son who acts shamefully.*  
**Proverbs 10:5**



# HARVEST

## ALL THE GREAT HARVEST SCRIPTURES

Below are some of the most popular scriptures that describe harvest in the biblical sense of reaping what you have sown or helping God reap people for his kingdom.



**PSALM 67:6**

The land yields its harvest; God, our God, blesses us.

**PROVERBS 10:5**

He who gathers crops in summer is a prudent son, but he who sleeps during harvest is a disgraceful son.

**PROVERBS 20:4**

Sluggards do not plow in season; so at harvest time they look but find nothing.

**JEREMIAH 8:20**

The harvest is past, the summer has ended, and we are not saved.

**MATTHEW 9:37-38**

Then he said to his disciples, "The harvest is plentiful but the workers are few. Ask the Lord of the harvest, therefore, to send out workers into his harvest field."

**1 CORINTHIANS 9:10**

Surely he says this for us, doesn't he? Yes, this was written for us, because whoever plows and threshes should be able to do so in the hope of sharing in the harvest.

**GALATIANS 6:9**

Let us not become weary in doing good, for at the proper time we will reap a harvest if we do not give up.

**HEBREWS 12:11**

No discipline seems pleasant at the time, but painful. Later on, however, it produces a harvest of righteousness and peace for those who have been trained by it.

**JAMES 3:18**

Peacemakers who sow in peace reap a harvest of righteousness.

**REVELATION 14:16**

So he who was seated on the cloud swung his sickle over the earth, and the earth was harvested



**Lookup:** Galatians 6:9 and write it down.

---

---

---

**Lookup:** Hebrews 12:11 and write it down

---

---

---

Question: Both the passages above refer to having discipline in order to reap a spiritual harvest? Describe what it takes to help the Lord in reaping and sowing for the kingdom.

---

---

---

Create a prayer below. Speak to God and write it. Ask God to use your gifts and talents to help reap a harvest for God's kingdom, using your own words:

---

---

---





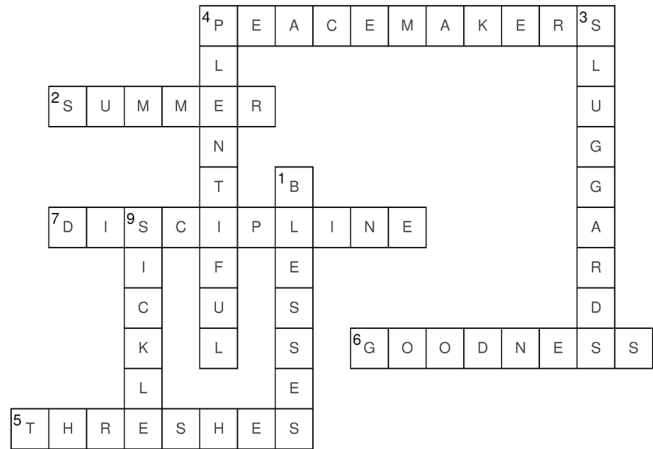

Instructions: Fill in the blanks of some of the most famous scriptures about harvest below. Use your NIV translation to find the right word for each blank.

## Harvest Fill in the Blanks

1. **Proverbs 20:4:** \_\_\_\_\_ do not plow in season; so at harvest time they look but find nothing.
2. **Revelation 14:16:** So he who was seated on the \_\_\_\_\_ swung his sickle over the earth, and the earth was harvested
3. **Hebrews 12:11:** No discipline seems pleasant at the time, but painful. Later on, however, it produces a harvest of \_\_\_\_\_ and peace for those who have been trained by it.
4. **Proverbs 10:5:** He who gathers crops in summer is a prudent son, but he who sleeps during harvest is a \_\_\_\_\_ son.
5. **Matthew 9:37-38:** Then he said to his disciples, "The harvest is plentiful but the workers are few. Ask the Lord of the harvest, therefore, to send out \_\_\_\_\_ into his harvest field."
6. **1 Corinthians 9:10:** Surely he says this for us, doesn't he? Yes, this was written for us, because whoever plows and threshes should be able to do so in the hope of sharing in the \_\_\_\_\_.
7. **Jeremiah 8:20:** "The harvest is past, the summer has \_\_\_\_\_, and we are not saved."
8. **Galatians 6:9:** Let us not become weary in doing \_\_\_\_\_, for at the proper time we will reap a harvest if we do not give up.
9. **James 3:18:** \_\_\_\_\_ who sow in peace reap a harvest of righteousness.
10. **Psalms 67:6:** The land yields its harvest; God, our God, \_\_\_\_\_ us.



# ANSWER KEY



## QUIZ ANSWERS

1. Sluggards
2. cloud
3. righteousness
4. disgraceful
5. workers
6. harvest
7. ended
8. good
9. Peacemakers

The background features a dark teal color with stylized autumn leaves in shades of orange, yellow, and red. In the bottom left corner, there are illustrations of pumpkins and stalks of corn. The word "HARVEST" is written in large, bold, blue letters with a white outline and a slight gradient, set against a large orange oval. Below the title, the text "CERTIFICATE OF COMPLETION TO" is written in white, uppercase letters. There are three white rectangular boxes for text entry, followed by labels for "Date" and "Signature" in white text.

# HARVEST

CERTIFICATE OF COMPLETION TO

Date

Signature