

GRADES
K-6

EASTER SUNDAY

Printable *Bible-Based* Lesson Kit

M **GHTY MESSAGES**

THANK YOU

Thank you for ordering from www.TeachSundaySchool.com. We strive to offer you top notch Bible teaching tools. Feel free to contact us with any questions a marykate@teachsundayschool.com.

HOW TO PRINT

If you are having any trouble printing, here are some helpful tips:

- 1) Adobe Acrobat PDF Reader is the most universal PDF reader and comes standard on most computers. If you are having issues, check to make sure you are using a recent version of Adobe, which is available free online here.
- 2) If for any reason a page is being cut off, when you push the “print” button and the dialogue box pops up, check the box “fit”.

TERMS OF USE

The material enclosed is copyrighted. You do not have resell rights or giveaway rights to the material provided herein. Only customers that have purchased this material are authorized to view it.

Allowed:

You are able to print as many times as you would like for personal, family, or single church/school use. (Please show this to any printer you may take this to in order to prove that you are not infringing on the copyright by printing this file).

If you would like to use this file for multiple schools or churches, please email us at marykate@teachsundayschool.com for information on a bundle purchase price.

Not Allowed:

This digital file cannot be given to anyone else. In order to own a digital file, it must be purchased.

This file is never to be emailed to anyone else for the purpose of giving it to them or sharing it with them. In order to own a file, it must be purchased.

Do not post this file, or images from this file on a blog, website, or anything like it for the purpose of giving it away or selling it.

Do not change this file in any way.

Do not use all or part of this file for commercial use in any way.

Anything that is not meant for the intended use of this file, which is for personal, family, or single church/school use is not allowed. We are offering this as a digital file for the convenience of our customers. Any abuse of that is not allowed.

If you feel you have obtained an unauthorized copy of this material, please email us at marykate@teachsundayschool.com.

LEGAL NOTICE

While all attempts have been made to verify information provided in this publication, neither the author nor the publisher assumes any responsibility for errors, omissions or contrary interpretation of the subject matter herein. The publisher wants to stress that the information contained herein may be subject to varying state and / or local laws or regulations. All users are advised to retain competent counsel to determine what state and / or local laws or regulations may apply to the user’s particular operation.

The purchaser or reader of this publication assumes responsibility for the use of these materials and information. Adherence to all applicable laws and regulations, federal, state and local, governing professional licensing, operation practices, and all other aspects of operation in the US or any other jurisdiction is the sole responsibility of the purchaser or reader. The publisher and author assume no responsibility or liability whatsoever on the behalf of any purchaser or reader of these materials. Any perceived slights of specific people or organizations is unintentional.

CONTENTS

Lesson Overview	4
Scripture & Lesson	5
Printable Craft	8
Game	11
Coloring	12
Word Search	15
Crossword Puzzle	16
Parent Handout	17
Reference Sheet	18
Learning Lookups	19
Fill-In-The-Blank	20
Answer Key	21
Certificate of Completion	22



LESSON OVERVIEW



MIGHTY MESSAGE

This Lesson about Easter Sunday will get children used to the idea that we and our loved ones can come back to life after death because Jesus did it first for us!



How to Use the Lesson Kit:

This kit includes a variety of activities that you can select from to customize your perfect lesson. We suggest beginning with the Scripture Reading & Lesson followed by the Discussion Questions. From there, feel free to mix & match the activities to build your lesson plan based on the time you have allotted and the age level/interests of your kids.



WHAT'S INCLUDED:

- Scripture Reading & Lesson
- Discussion Questions
- Printable Craft
- Game
- Coloring Page
- Wordsearch
- Crossword Puzzle
- Learning Lookups Journaling
- Parent Handout
- Quiz
- Reference Sheet
- Certificate of Completion
- Answer Page



MATERIALS LIST:

- Crayons
- Glue sticks
- Scissors
- Lego pieces—approximately 10 for each student (game)
- Plastic plates (game)
- Smartphone timer or another timer (game)
- Pencils or pens
- Bibles (electronic or hardcopy)

EASTER SUNDAY

SCRIPTURE & LESSON

PASSAGE (NIV): JOHN 20

Read the following excerpts as shown (NIV translation), or read from your chosen Bible translation:



¹Early on the first day of the week, while it was still dark, Mary Magdalene went to the tomb and saw that the stone had been removed from the entrance.

² So she came running to Simon Peter and the other disciple, the one Jesus loved, and said, “They have taken the Lord out of the tomb, and we don’t know where they have put him!”

³ So Peter and the other disciple started for the tomb.

⁴ Both were running, but the other disciple outran Peter and reached the tomb first. ⁵ He bent over and looked in at the strips of linen lying there but did not go in.

⁶ Then Simon Peter came along behind him and went straight into the tomb. He saw the strips of linen lying there,

⁷ as well as the cloth that had been wrapped around Jesus’ head. The cloth was still lying in its place, separate from the linen.

⁸ Finally the other disciple, who had reached the tomb first, also went inside. He saw and believed.

⁹ (They still did not understand from Scripture that Jesus had to rise from the dead.)

¹⁰ Then the disciples went back to where they were staying.

Jesus Appears to Mary Magdalene

¹¹ Now Mary stood outside the tomb crying. As she wept, she bent over to look into the tomb

¹² and saw two angels in white, seated where Jesus’ body had been, one at the head and the other at the foot.

¹³ They asked her, “Woman, why are you crying?”

“They have taken my Lord away,” she said, “and I don’t know where they have put him.”

¹⁴ At this, she turned around and saw Jesus standing there, but she did not realize that it was Jesus.

¹⁵ He asked her, “Woman, why are you crying? Who is it you are looking for?”

Thinking he was the gardener, she said, “Sir, if you have carried him away, tell me where you have put him, and I will get him.”

¹⁶ Jesus said to her, “Mary.”

She turned toward him and cried out in Aramaic, “Rabboni!” (which means “Teacher”).



¹⁷ Jesus said, “Do not hold on to me, for I have not yet ascended to the Father. Go instead to my brothers and tell them, ‘I am ascending to my Father and your Father, to my God and your God.’”

¹⁸ Mary Magdalene went to the disciples with the news: “I have seen the Lord!” And she told them that he had said these things to her.

Jesus Appears to His Disciples

¹⁹ On the evening of that first day of the week, when the disciples were together, with the doors locked for fear of the Jewish leaders, Jesus came and stood among them and said, “Peace be with you!”

²⁰ After he said this, he showed them his hands and side. The disciples were overjoyed when they saw the Lord.

²¹ Again Jesus said, “Peace be with you! As the Father has sent me, I am sending you.”

²² And with that he breathed on them and said, “Receive the Holy Spirit.

²³ If you forgive anyone’s sins, their sins are forgiven; if you do not forgive them, they are not forgiven.”

Jesus Appears to Thomas

²⁴ Now Thomas (also known as Didymus), one of the Twelve, was not with the disciples when Jesus came.

²⁵ So the other disciples told him, “We have seen the Lord!”

But he said to them, “Unless I see the nail marks in his hands and put my finger where the nails were, and put my hand into his side, I will not believe.”

²⁶ A week later his disciples were in the house again, and Thomas was with them.

Though the doors were locked, Jesus came and stood among them and said, “Peace be with you!”

²⁷ Then he said to Thomas, “Put your finger here; see my hands. Reach out your hand and put it into my side. Stop doubting and believe.”

²⁸ Thomas said to him, “My Lord and my God!”

²⁹ Then Jesus told him, “Because you have seen me, you have believed; blessed are those who have not seen and yet have believed.”

The Purpose of John’s Gospel

³⁰ Jesus performed many other signs in the presence of his disciples, which are not recorded in this book.

³¹ But these are written that you may believe that Jesus is the Messiah, the Son of God, and that by believing you may have life in his name.

Questions for Children about Easter Sunday

1. Here's a little "detective" question. In Verses 6-9, Peter and John saw the cloths that had been covering Jesus' body folded and lying inside the tomb. It says that John "saw and believed," though the truth may not have struck Peter yet. What did the cloths imply to John? ***That Jesus was alive as opposed to the body having been stolen. If Jesus's body had been stolen, the cloths of death would have been taken with the body.***

2. Verse 17 is very interesting. Jesus tells Mary Magdalene to quit hugging him "because I have not yet ascended to the father." Other Bible passages imply that when we die, our bodies will be changed. In 1 Corinthians 15:52 the apostle Paul says this about our own futures: "For the trumpet will sound, the dead will be raised imperishable, and we will be changed." While there are not yet any scientific answers for this, what do you think are some of the changes Jesus' body went through during the Resurrection? How will we be different after our own resurrections? ***We will be stronger, sinless, stress-free, but we will look sort of the same but without flaws and blemishes...etc.***

3. The story of Doubting Thomas is very famous. We all have doubts. Thomas was a bit stubborn, but he also was honest. When we doubt our faith, what can we do that would make Jesus happier than what Thomas did? ***He didn't believe the witnesses. We have 10 witnesses—the people who wrote the New Testament. We can believe them as they all believe in the same message—Jesus is the Messiah and we should bring people to know him better.***



TEACHER'S MIGHTY MESSAGE

At Palm Sunday, the start of Holy Week, Jesus' disciples thought that he would somehow be crowned king, and he would lead a great army to set Israel free from Roman rule.

But Jerusalem turned out to be a different story. There, he was arrested because leaders were jealous of him. And he was crucified on the cross.

God's ways are mysterious to us. Sometimes it looks like we're in horrible circumstances and that our good times are over forever. Yet Jesus said very plainly in John 11:25, "I am the resurrection and the life. He who believes in me will live, even though he dies..."

God's never breaks his promises. The greatest thing about Christianity is that every story can end happily. If you're in a rough patch, or someone you know is in a rough patch, that only means it's not the last chapter. It's a suspenseful story that will end well-when we all meet in heaven.

As for Jesus? Some people said he died, and that's the end of the story. But other people saw him alive. He walked through walls and locked doors to visit with his disciples. He fed them on the beach with a huge, miraculous catch of fish. He told them he loved them and that they had lots to do.

Five hundred people saw him Jesus alive near Jerusalem. Fourteen people saw him taken up into heaven on Ascension Day.

Jesus Christ is alive. He's in heaven. His death and resurrection mean that we also can have eternal life.

What we celebrate on Easter is our invitation to change...to become spiritual. To become eternal friends of Jesus. We all feel life's problems tossing us to and fro. We feel fragile at times. But we are promised a spiritual body, a spiritual life, a spiritual friendship with the man who died for us on the Cross - and who came back to life for all eternity with us.





PRINTABLE CRAFT



MATERIALS:

- 1 Craft Template per Child (pick either Black/White or Color Version)
- Scissors
- Brad Fasteners
- Coloring Utensils (if using Black/White template)



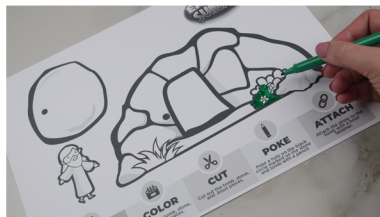
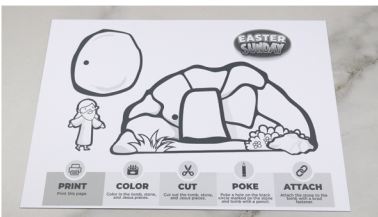
PREPARATION:

1. Clear a play area the length of the room (it doesn't need to be wide)
2. Lay down two strips of masking tape side-by-side the length of the play area



INSTRUCTIONS:

1. Have kids color the tomb, stone, and Jesus pieces if you use the black and white version.
2. Cut out the tomb, stone, and Jesus pieces.
3. Poke a hole on the black circle marked on the stone and tomb with a pencil.
4. Attach the stone to the tomb with a brad fastener.
5. Have kids place Jesus inside the tomb and “roll” the stone to cover the entrance.
6. When kids open the tomb, have them hold Jesus behind the stone so the tomb appears empty to show that Jesus has Risen!

Note: This is a wonderful little presentation for big kids to show small children who might not catch on to the sleight of hand.



EASTER SUNDAY



PRINT

Print this page.



COLOR

Color in the tomb, stone, and Jesus pieces.



CUT

Cut out the tomb, stone, and Jesus pieces.





POKE

Poke a hole on the black circle marked on the stone and tomb with a pencil.



ATTACH

Attach the stone to the tomb with a brad fastener.



PRINT

Print this page.



CUT

Cut out the tomb, stone, and Jesus pieces.



POKE

Poke a hole on the black circle marked on the stone and tomb with a pencil.



ATTACH

Attach the stone to the tomb with a brad fastener.



GAME

LEGO-STACK EASTER CROWN

Students will have fun stacking Lego blocks on a plate that sits on their heads, representing our hopes and dreams. (Yes, they will keep falling off!) And they will also learn about how to keep trust in God. They will begin to understand Jesus' resurrection and they will see how keeping faith will always reward them in the end.



MATERIALS:

- **Lego pieces**
—approximately 10 for each student
- **Plastic plates**
- **Smartphone timer or another timer**



PREPARATION:

Place all the Lego pieces on the table along with the plates

Objective:

Be the student to build the biggest headpiece tower

Introduction

Happy Easter! Today we are celebrating Jesus's resurrection! It was a great surprise to all who loved him, though people's hopes and dreams were dashed along the way. It's a little like this game we're going to play. The plate is our Easter Crown, and we will try to stack it with our hopes and dreams.



INSTRUCTIONS:

1. Choose two students to go first and give them each a plate to place on top of their head.
2. When you say "Go!" the students will take one Lego and place it on their plate.
3. They will keep placing Lego upon Lego on the plate until time is up (if your students are of average coordination, 45 seconds should be the time).
4. They may NOT hold the plate or the Legos in any way; they both must balance on top of the student's head.
5. If the Legos fall at any time, they must start to build a new stack.
6. The student with the highest stack at the end of 45 seconds wins.
7. Repeat with new students.

Conclusion:

John Chapter 20 tells us that when Jesus died, the disciples did not understand that he would actually arise from the grave. Their heads were full of thoughts that all their hopes were toppling. In our game, we kept stacking our Easter crowns, and unfortunately, they did topple down rather easily. We can relate to what the disciples' lives were like between Good Friday and Easter Sunday.

Jesus rose on Easter morning. Today he is busy creating a new place for us when this life ends. When our hopes start to topple, remember the real ending of Easter—not death at all—but eternal life.


And let's trust God with our lives to bring about great results.



JOHN 20:27-29 Jesus had Thomas inspect his wounds to prove he was actually alive and restore his faith.



JOHN 20:14-15 The resurrected Jesus appeared to Mary Magdalene at the empty tomb.



LUKE 24:50-52 As Jesus blessed the disciples, he lifted his hands and was taken up into heaven!



WORD SEARCH

Below is a list of all the Old Testament heroes, or the Bible books they are found in, who personally made or believed prophecies that came true in the life of Jesus. See how many heroes and Bible books you can find in the puzzle.

V	E	V	I	S	A	A	C	Z	S	T	J
O	O	X	H	U	T	G	Q	E	A	F	A
L	D	T	O	B	P	R	B	C	M	T	A
I	U	A	M	D	W	A	W	H	U	L	P
R	S	H	N	I	U	F	W	A	E	J	S
A	G	A	O	I	C	S	M	R	L	A	A
B	E	D	I	S	E	A	O	I	Z	C	L
R	N	A	C	A	E	L	H	A	I	O	M
A	E	V	V	B	H	A	F	H	Z	B	S
H	S	I	M	A	L	A	C	H	I	E	O
A	I	D	V	J	E	R	E	M	I	A	H
M	S	Q	E	X	G	M	O	S	E	S	F

Words to Find:

ABRAHAM
ISAAC
JACOB
DAVID
JEREMIAH

ISAIAH
DANIEL
MOSES
ZECHARIAH
MALACHI


HOSEA
MICAH
GENESIS
EXODUS
PSALMS

RUTH
SAMUEL



CROSSWORD PUZZLE

Use your At-A-Glance Sheet, Timeline of Easter Week, to follow the footsteps of Jesus at this most important time and fill in the answers to the crossword below.



Across

- 1. Jesus turned over tables in the Temple to protest people’s mentality about this.
- 2. Jesus cursed the fig tree because it failed to bear this
- 4. On day three, Jesus ended up on this Mount with his disciples
- 7. Name of religious group that ordered the arrest of Jesus
- 8. The celebrated event that occurred 40 days after the Resurrection when Jesus went up to heaven
- 10. Approximate time Jesus was crucified

Down

- 3. Suburb of Jerusalem where Jesus slept the first two nights of Holy Week
- 5. On Thursday, Jesus sent Peter and John ahead to prepare for this feast
- 6. Garden where Jesus prayed in agony to God
- 8. Name of the former High Priest who began Jesus’ trials on Thursday night
- 9. Soldiers forced Jesus to wear a crown make out of these
- 11. When Jesus died, there was an earthquake and also this
- 12. Approximate time Jesus rose on Sunday
- 13. Jesus appeared on Sunday to all the disciples except this one



PARENT HANDOUT



Scriptures to Read: John 20



This Week We Learned About ...

...Easter Sunday, the most important holiday of our faith. The children got used to the idea that we and our loved ones can come back to life after death because Jesus did it first for us!



✓ Questions for Kids:

1. Who was the first person to see Jesus after he rose from the dead? **A. Mary Magdalene**
2. Mary mistook the Jesus for what? **A. The Gardener**
3. What did Jesus say that made Mary realize who he was? **A. Her name**

✓ Dinner Table Discussion:

Imagine you are Mary and you went to find Jesus at the tomb. How would you feel and react when you saw him in the garden, alive? Use your creativity.

What do you think the disciples thought and felt when she told them the news? Imagine you are one of the disciples. What would you have said and done in that moment? Discuss.

Scripture Notes (tuck in lunchboxes, tape to mirrors, etc.):



"I am the resurrection and the life. The one who believes in me will live, even though they die; and whoever lives by believing in me will never die."

John 11:25-26



"Do not be alarmed," he said, "you are looking for Jesus the Nazarene, who was crucified. He has risen! He is not here. See the place where they have laid him."

Mark 16:6



We believe that Jesus died and rose again, and so we believe that God will bring with Jesus those who have fallen asleep in him

1 Thessalonians 4:14



DAY 2

On Monday, Jesus

- Angrily turned over tables in the Temple, protesting people's "money" mentality.
- Cursed a fig tree because it had failed to bear fruit (fruit symbolized the religious leaders).
- Stayed in Bethany, probably in the home of his friends, Mary, Martha, and Lazarus

DAY 4

On Wednesday, Jesus

- May have stayed in Bethany after three exhausting days in Jerusalem (his movements are unclear)

DAY 6

On Friday, Jesus

- Was sentenced to death by crucifixion after several unlawful trials
- Was beaten and whipped by soldiers and forced to wear a crown of thorns
 - Carried his own cross to Calvary
 - Was crucified beginning at noon
- Died at three in the afternoon, amidst an eclipse and earthquake

DAY 8

On Sunday, Jesus

- Arose from the dead sometime around dawn
 - Was seen first by Mary Magdalene
 - Appeared to all the disciples save Thomas

TIMELINE OF EASTER WEEK

DAY 1

On Sunday, Jesus

- Road into Jerusalem on a donkey, thus initiating the first Palm Sunday

DAY 3

On Tuesday, Jesus

- Goes back to Jerusalem to the synagogue
- Evades the traps of religious leaders who were plotting to kill him
- Goes to the Mount of Olives
- Gives disciples a speech about the what the End Times will be like
- Returns to Bethany to sleep again

DAY 5

On Thursday, Jesus

- Sent Peter and John ahead to the Upper Room in Jerusalem to make the preparations for the Passover feast
- Washed the feet of his disciples as they prepared for the Passover meal
- Established Holy Communion while eating Passover
- Went to the Garden of Gethsemane, where he prayed in agony to God
- Betrayed with a kiss by Judas Iscariot and arrested by the Sanhedrin
- Was led away to the home of Annas, the former High Priest, where religious leaders began making their case against Jesus

DAY 7

On Saturday, Jesus

- Lay in the grave as dead while his disciples hid in fear of their lives.

40 DAYS LATER

Jesus

- Ascended into heaven, establishing Ascension Day

Lookup: 1 Corinthians 15:52 and write it down.

Lookup: Philippians 3:20-21. Write down Verse 21.

Question: One point of Easter was to open the gates of immortality (living forever) to mankind, which was set by Christ's example. As we become like Christ, the above verses give us some clues to what that will look and feel like. What do you think your body will be like in heaven?

Create a prayer below. Speak to God and write it. Ask God to give you the vision to share his deep love for us with others. Use your own words:



Instructions: Complete any needed Bible lookups using an NIV translation to fill in the blanks of the quiz.

CIRCLE YOUR ANSWER

1. Who got to see Jesus resurrected first (John 20:11-15)?

- a. a disciple
- b. a female friend
- c. the gardener
- d. a child

2. In John 21:10-13, the disciples realized:

- a. Jesus walked on water
- b. Jesus made them breakfast
- c. Jesus washed their clothes

3. Jesus said this very cool thing that gives us great peace today at the end of Matthew 28:

- a. you will see me no more
- b. I will see you in heaven
- c. I am with you always

4. After the resurrection, the guards and chief priests circulated this lie (Matthew 28:11-15):

- a. the tomb had been attacked by dogs
- b. a fire consumed the body
- c. the disciples stole the body

5. According to John 20:3, John and who else were the first disciples to reach the tomb?

- a. Peter
- b. James
- c. Simon
- d. Matthew

6. According to John 20:9, the disciples still did not understand this important fact:

- a. Jesus would die
- b. Jesus would not rule Israel now
- c. Jesus would rise from the dead

7. In John 20:17, Jesus had a mysterious reason for not wanting Mary Magdalene to hug him:

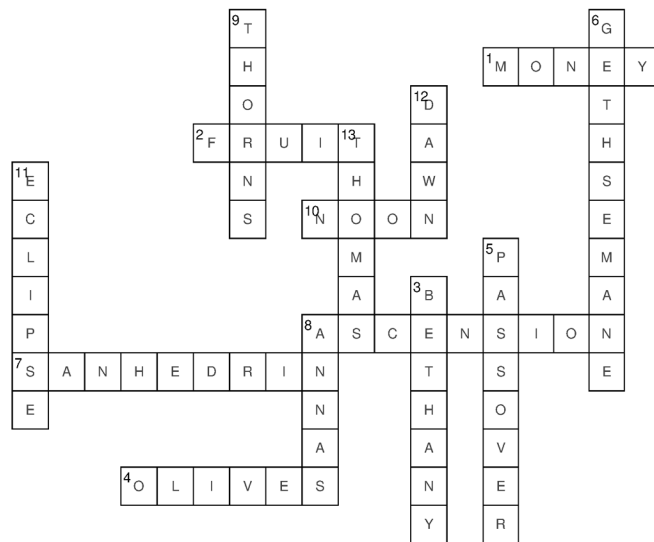

- a. his skin would turn to mush
- b. he would turn into a ghost
- c. he had not yet ascended to heaven

8. After Doubting Thomas believed, Jesus gave this blessing in John 20:29. Blessed are:

- a. Those who do not see and believe
- b. those who require firm evidence
- c. those who don't go off the deep end



ANSWER KEY



QUIZ ANSWERS

1. Who got to see Jesus resurrected first (John 20:11-15)?

- a. a disciple
- b. a female friend**
- c. the gardener
- d. a child

2. In John 21:10-13, the disciples realized:

- a. Jesus walked on water
- b. Jesus made them breakfast**
- c. Jesus washed their clothes

3. Jesus said this very cool thing that gives us great peace today at the end of Matthew 28:

- a. you will see me no more
- b. I will see you in heaven
- c. I am with you always**

4. After the resurrection, the guards and chief priests circulated this lie (Matthew 28:11-15):

- a. the tomb had been attacked by dogs
- b. a fire consumed the body
- c. the disciples stole the body**

5. According to John 20:3, John and who else were the first disciples to reach the tomb?

- a. Peter**
- b. James
- c. Simon
- d. Matthew

6. According to John 20:9, the disciples still did not understand this important fact:

- a. Jesus would die
- b. Jesus would not rule Israel now
- c. Jesus would rise from the dead**

7. In John 20:17, Jesus had a mysterious reason for not wanting Mary Magdalene to hug him:

- a. his skin would turn to mush
- b. he would turn into a ghost
- c. he had not yet ascended to heaven**

8. After Doubting Thomas believed, Jesus gave this blessing in John 20:29. Blessed are:

- a. Those who do not see and believe**
- b. those who require firm evidence
- c. those who don't go off the deep end

The certificate features a dark blue background with a stylized sunburst in the upper left and a purple-to-orange gradient in the lower right. A large, colorful oval in the center contains the text 'EASTER SUNDAY'. The word 'EASTER' is in white with a blue outline, and 'SUNDAY' is in a purple-to-orange gradient with a white outline. To the right of the oval is a black silhouette of a thorny branch. At the bottom, there are three vertical lines of varying heights, each topped with a small cross symbol.

EASTER SUNDAY

CERTIFICATE OF COMPLETION TO

Date

Signature