

GRADES  
K-6

# BE LOVING LIKE JESUS

*Biblical Virtues*

**Printable Lesson Kit**



**M** **GHTY MESSAGES**



# THANK YOU

Thank you for ordering from [www.TeachSundaySchool.com](http://www.TeachSundaySchool.com). We strive to offer you top notch Bible teaching tools. Feel free to contact us with any questions a [marykate@teachsundayschool.com](mailto:marykate@teachsundayschool.com).

## HOW TO PRINT

If you are having any trouble printing, here are some helpful tips:

- 1) Adobe Acrobat PDF Reader is the most universal PDF reader and comes standard on most computers. If you are having issues, check to make sure you are using a recent version of Adobe, which is available free online here.
- 2) If for any reason a page is being cut off, when you push the “print” button and the dialogue box pops up, check the box “fit”.

## TERMS OF USE

The material enclosed is copyrighted. You do not have resell rights or giveaway rights to the material provided herein. Only customers that have purchased this material are authorized to view it.

### **Allowed:**

You are able to print as many times as you would like for personal, family, or single church/school use. (Please show this to any printer you may take this to in order to prove that you are not infringing on the copyright by printing this file).

If you would like to use this file for multiple schools or churches, please email us at [marykate@teachsundayschool.com](mailto:marykate@teachsundayschool.com) for information on a bundle purchase price.

### **Not Allowed:**

This digital file cannot be given to anyone else. In order to own a digital file, it must be purchased. This file is never to be emailed to anyone else for the purpose of giving it to them or sharing it with them. In order to own a file, it must be purchased.

Do not post this file, or images from this file on a blog, website, or anything like it for the purpose of giving it away or selling it.

Do not change this file in any way.

Do not use all or part of this file for commercial use in any way.

Anything that is not meant for the intended use of this file, which is for personal, family, or single church/school use is not allowed. We are offering this as a digital file for the convenience of our customers. Any abuse of that is not allowed.

If you feel you have obtained an unauthorized copy of this material, please email us at [marykate@teachsundayschool.com](mailto:marykate@teachsundayschool.com).

## LEGAL NOTICE

While all attempts have been made to verify information provided in this publication, neither the author nor the publisher assumes any responsibility for errors, omissions or contrary interpretation of the subject matter herein. The publisher wants to stress that the information contained herein may be subject to varying state and / or local laws or regulations. All users are advised to retain competent counsel to determine what state and / or local laws or regulations may apply to the user’s particular operation.

The purchaser or reader of this publication assumes responsibility for the use of these materials and information. Adherence to all applicable laws and regulations, federal, state and local, governing professional licensing, operation practices, and all other aspects of operation in the US or any other jurisdiction is the sole responsibility of the purchaser or reader. The publisher and author assume no responsibility or liability whatsoever on the behalf of any purchaser or reader of these materials. Any perceived slights of specific people or organizations is unintentional.

# CONTENTS

Lesson Overview	4
Scripture & Lesson	5
Printable Craft	7
Activity	9
Word Search	11
Crossword Puzzle	12
At-A-Glance	13
Parent Handout	14
Quiz	15
Answer Key	16
Certificate of Completion	17

# BE LOVING LIKE JESUS

## LESSON OVERVIEW

### BE LOVING LIKE JESUS

We are told in the Bible to be imitators of Christ. While all other Bible heroes had great moments, Jesus is the only one who didn't have any bad ones. If we want to be like him, we need to spend our lives understanding what he said and what he did. It isn't all that hard! He summed it up himself in Luke 10:27 this way: Love God; Love each other. To be like Jesus, let's keep asking how we do that in the situations we encounter daily.

### How to Use the Lesson Kit:

This kit includes a variety of activities that you can select from to customize your perfect lesson. We suggest beginning with the Scripture Reading & Lesson followed by the Discussion Questions. From there, feel free to mix & match the activities to build your lesson plan based on the time you have allotted and the age level/interests of your kids.



#### WHAT'S INCLUDED:

- Scripture Reading & Lesson
- Discussion Questions
- Printable Craft
- Game
- Coloring Page
- Wordsearch
- Crossword Puzzle
- Learning Lookups Journaling
- Parent Handout
- Quiz
- Reference Sheet
- Certificate of Completion
- Answer Page



#### MATERIALS LIST:

- Crayons
- Glue sticks
- Scissors
- Personal Testimony Sheet (game)
- White paper or cardstock
- Pencils or pens
- Bibles (electronic or hardcopy)



# BE LOVING LIKE JESUS

## SCRIPTURE & LESSON

### PASSAGE (NIV): LUKE 10:25-37

Read the following excerpts as shown (NIV translation), or read from your chosen Bible translation:



<sup>25</sup> On one occasion an expert in the law stood up to test Jesus. “Teacher,” he asked, “what must I do to inherit eternal life?”

<sup>26</sup> “What is written in the Law?” he replied. “How do you read it?”

<sup>27</sup> He answered, “‘Love the Lord your God with all your heart and with all your soul and with all your strength and with all your mind’; and, ‘Love your neighbor as yourself.’”

<sup>28</sup> “You have answered correctly,” Jesus replied. “Do this and you will live.”

<sup>29</sup> But he wanted to justify himself, so he asked Jesus, “And who is my neighbor?”

<sup>30</sup> In reply Jesus said: “A man was going down from Jerusalem to Jericho, when he was attacked by robbers. They stripped him of his clothes, beat him and went away, leaving him half dead. <sup>31</sup> A priest happened to be going down the same road, and when he saw the man, he passed by on the other side. <sup>32</sup> So too, a Levite, when he came to the place and saw him, passed by on the other side. <sup>33</sup> But a Samaritan, as he traveled, came where the man was; and when he saw him, he took pity on him. <sup>34</sup> He went to him and bandaged his wounds, pouring on oil and wine. Then he put the man on his own donkey, brought him to an inn and took care of him. <sup>35</sup> The next day he took out two denarii and gave them to the innkeeper. ‘Look after him,’ he said, ‘and when I return, I will reimburse you for any extra expense you may have.’

<sup>36</sup> “Which of these three do you think was a neighbor to the man who fell into the hands of robbers?”

<sup>37</sup> The expert in the law replied, “The one who had mercy on him.” Jesus told him, “Go and do likewise.”

## Questions for Children

**1. Jesus said SO many things during his three-year ministry. It is hard to pick just one teaching that will show us how to be like him. Why is the story of the Good Samaritan so important?** *It doesn't just tell us what to believe; it tells us how to behave. We are saved by our faith, but if no one else can see our faith at work, it only profits us. By acting out God's love, we are helping God by letting people see what he and Jesus are like.*

**2. What did Jesus say we must do to be saved?** *'Love the Lord your God with all your heart and with all your soul and with all your strength and with all your mind'; and, 'Love your neighbor as yourself.'* **Why is this not an easy thing to do?** *For one thing, we can't see God. It seems easier to love those we can see and hear and touch. Because our instincts lean to selfishness first, it's easier for us to hold onto our belongings rather than share. It's easier to seek revenge rather than return evil with good.*

**3. If acting out our salvation is not easy, what are some things we can do to remind ourselves each day? Pray before leaving for school.** *Pray before going out with others. Ask the Holy Spirit to be our constant reminder.*



## TEACHER'S MIGHTY MESSAGE

The best way to understand what Jesus was like and to do his will is to think of the earliest Christians. Within a week after Jesus was taken up to heaven, 3,000 people had believed in him. However, they wouldn't have a Bible filled with stories about him for another 350 years. They weren't quite sure about what to believe. They only knew they were supposed to believe in him.

Jesus had died for their sins, and they would have eternal life if they believed in him and did the things he told them to do. What did Jesus say to do? Essentially, "Love God; love people." The Good Samaritan is one of the ultimate examples of how to show God's love.

We aren't likely to find a body lying on the side of the road. But we see other types of hurting people around us every day. We see people who are lonely. We see people who have hurt feelings. We see people being treated in ways we would not want to be treated.

We have choices. We can ignore their pain. We can jump in and do so much that we get really tired quickly and we can't do any more.

Or, we can ask the Holy Spirit to guide us every day to do the things God wants us to do. When Jesus left the planet, he said he was sending the Holy Spirit to be a guide and a comforter. The Holy Spirit would teach us what to believe and show us where to go, each step of the way.

If you are committed to showing love for God, you often do it by showing love to others. God has a plan for you. It is a daily plan. He will send the Holy Spirit to remind you daily, if you ask and believe.

Then you will be doing the acts of Jesus and will be like him--as your heart becomes more ready and willing every day.





# BE LOVING LIKE JESUS

## PRINTABLE CRAFT



### MATERIALS:

- Golden Ruler Printable Craft File (one page)
- White Cardstock or Paper
- Coloring Utensils
- Scissors



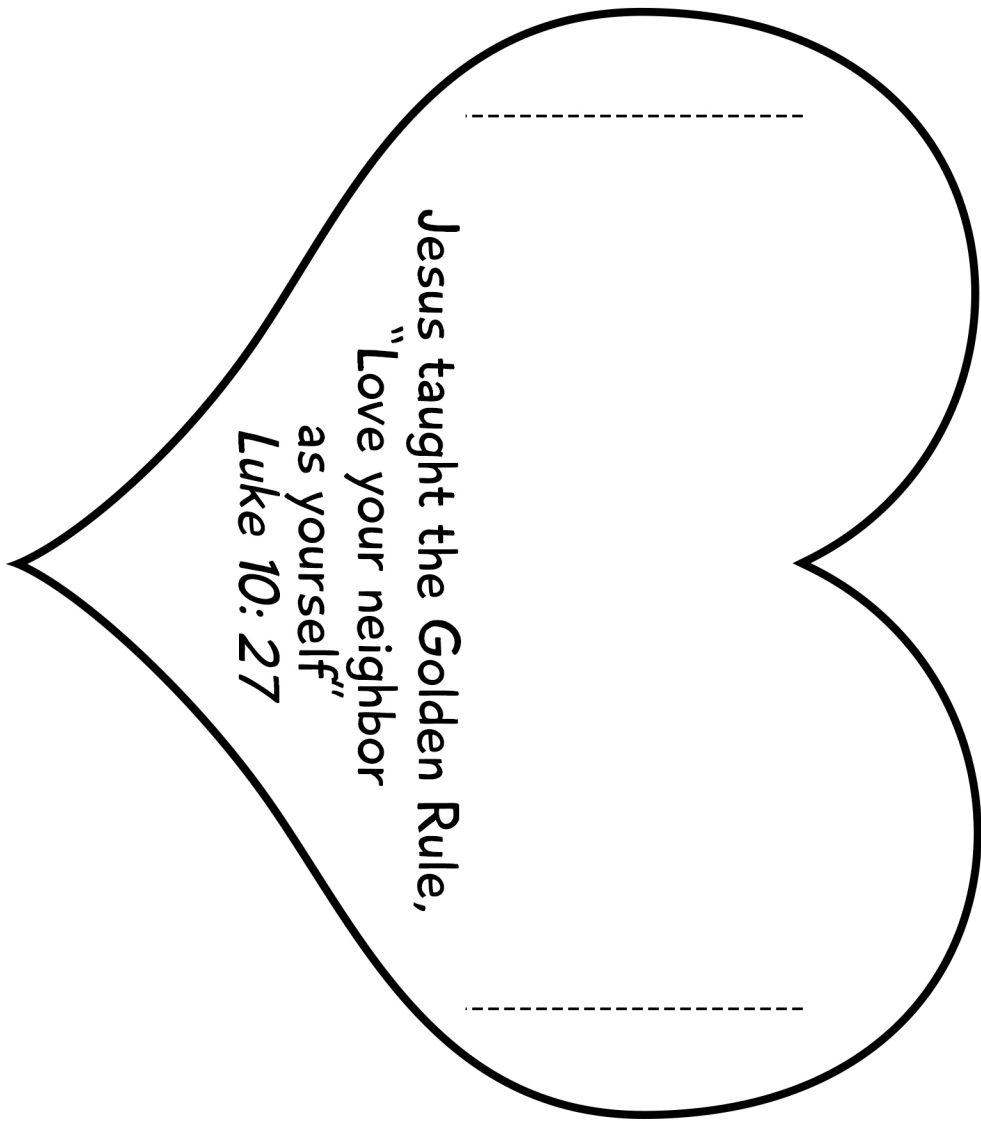
### PREPARATION:

- Print one copy of Golden Ruler Printable Craft for each student

### INSTRUCTIONS:

1. Color pages as desired
2. Carefully cut out Heart and Ruler
3. Cut along dotted lines in Heart Shape
4. Slide Ruler through slits in heart so that the Golden Ruler is in the front and centered on the heart.





THE GOLDEN RULE

0 1 2 3 4 5 6 7

A vertical ruler with numbers 0 through 7. At the top (0) and bottom (7) are large heart icons. Between 0 and 1, and between 6 and 7, there are smaller heart icons. The ruler has tick marks for each number and smaller tick marks in between.



### YOUR PERSONAL TESTIMONY

Part of loving God is talking about him. While children may not be the best at delivering the Four Spiritual Laws or even understanding the doctrine of salvation entirely, they are great at talking about their own lives. Here is a chance to help them talk about Jesus in a very personal way, which involves their own testimony. Help them answer the questions on the pages and jot down some of their stories. These are sure to leave a personal mark on others.



#### MATERIALS:

- Personal Testimony Sheet (follows these instructions)
- Pencils



#### PREPARATION:

Print out a copy of the Personal Testimony Sheet for each student.

#### Introduction:

Jesus told the people speaking to him in Luke 10 to “love God; love other people.” One way we love God is by telling others what he has done in our lives. This is often of more interest to people than doctrine and Bible verses. We will teach you one Bible verse with your personal testimony, but the point of this is to help you focus in on times where God really shared his love with YOU. And that way, you can share it with others.

#### Instructions:

1. Pass out the sheets.
2. Have students look at the questions and find THREE to answer on the paper. Don't worry about complete sentences.
3. Encourage sharing and discussion, but give them 10 minutes to write them out. Help the younger children whose writing is not yet developed.



## PERSONAL TESTIMONY WORKSHEET

**Don't try to answer every question. Not all will apply to you. Just look through them and decide which ones you would like to answer. Try for THREE. First, put a Star (\*) beside those three. Then on the back, write out something that you can share with others who would appreciate knowing Jesus. Have your teacher help you if you are too young to write!**

1. Have you ever had an enormous prayer answered? What was it?

---

2. Has your family ever gone through something hard, but you all felt God led you through, and now you're bigger and better? What happened?

---

3. Have you ever been afraid of something, and God eased your fear? What happened

---

4. Have you or anyone in your family ever seen an angel? When or where?

---

5. Do you talk to God regularly? Is it comforting?

---

6. Have you ever felt Jesus' presence so powerfully that you couldn't forget it? What happened?

---

7. Are certain Bible verses meaningful to you? Which ones and why?

---

8. Do your parents believe in Jesus? How has that affected you?

---

9. Is anyone in your family in the ministry, either as a volunteer or a worker? What do they do and how has that affected you?

---

10. How do you feel about Jesus and why?

---

**When do you give your testimony?** As the spirit leads. Certainly not to everybody, but God will show you who and when. Ask him! In the meantime, just keep it in your heart!

**Write out John 11:25-26.** It is a beautiful verse of great news that most people rejoice to hear.

---





# WORD SEARCH

Jesus was referred to by many names in the Bible. Here are just some. Find them in the puzzle below.

P	P	X	E	M	M	A	N	U	E	L	W	G	O	B	C
G	E	Z	I	G	W	L	V	L	O	G	O	S	O	R	H
J	R	F	N	B	L	I	O	N	L	I	W	I	Z	O	R
C	F	O	T	G	F	M	U	P	R	I	N	C	E	E	I
O	E	M	E	S	M	O	W	E	L	G	F	C	L	E	S
U	C	E	R	P	I	B	X	K	A	A	O	C	N	A	T
N	T	G	C	N	M	D	D	W	O	Q	M	O	Z	V	N
S	O	A	E	X	S	A	V	I	O	R	T	B	A	Y	F
E	R	H	S	O	U	H	C	E	H	S	Y	Y	L	G	T
L	V	S	S	Q	W	R	T	A	R	B	Y	J	P	J	R
O	O	O	O	A	E	A	I	E	Y	D	L	H	H	X	W
R	E	H	R	T	C	S	N	Z	E	I	A	I	A	Q	T
J	N	C	S	O	S	R	W	O	N	D	E	R	F	U	L
M	W	A	V	E	O	J	I	Z	G	J	L	X	L	B	W
B	M	D	M	C	J	D	H	V	A	G	S	U	F	O	T
X	A	A	W	X	I	J	B	R	E	A	D	M	E	N	D

### Words to Find:

WONDERFUL  
COUNSELOR  
PRINCE  
MESSIAH  
BREAD

LION  
LAMB  
INTERCESSOR  
SAVIOR  
CORNERSTONE


CHRIST  
EMMANUEL  
MASTER  
LOGOS

ALPHA  
OMEGA  
ADVOCATE  
PERFECTOR



# CROSSWORD PUZZLE

**Instructions:** Use your At-A-Glance sheet, Names of Jesus in the Bible, to fill in the answers to the crossword below.



**Across**

- 3. Faithful and True \_\_\_\_\_ (Revelation 1:5, 3:14)
- 6. Friend of Tax Collectors and \_\_\_\_\_ (Matthew 11:19)
- 10. Lion of the tribe of \_\_\_\_\_ (Revelation 5:5)
- 11. Prince of \_\_\_\_\_ (Isaiah 9:6)
- 13. Resurrection and the \_\_\_\_\_ (John 11:25)
- 14. \_\_\_\_\_ Counselor (Isaiah 9:6)

**Down**

- 1. \_\_\_\_\_ and perfecter of our Faith (Hebrews 12:2)
- 2. Son of a \_\_\_\_\_ (Matthew 13:55)
- 4. First and the \_\_\_\_\_ (Revelation 1:17; 2:8)
- 6. Gate of the \_\_\_\_\_. (John 10:7)
- 7. He is coming with the \_\_\_\_\_. (Revelation 1:7)
- 8. Pioneer and Perfecter of \_\_\_\_\_ (Hebrews 12:2)
- 12. \_\_\_\_\_ from this present evil age (Galatians 1:4)
- 14. Light of the \_\_\_\_\_ (John 8:12)





## AT A GLANCE

### Names for Jesus in the Bible

Jesus was talked about and described in many different ways in the Bible. Here is a list of some of the names that people gave him. See how many we can use to try to be like him. Put a star next to the ones that give you insight!

Pioneer and perfecter of our faith – Hebrews 12:2

Beloved – Matthew 12:18

Bread of life – John 6:35

Bridegroom – John 3:29

Brother – Matthew 12:50

Carpenter – Mark 6:3

Carpenter's son – Matthew 13:55

Chief shepherd – 1 Peter 5:4

Chosen one – Luke 23:35

Chief cornerstone – Ephesians 2:20; 1 Peter 2:6

Deliverer – Romans 11:26

Faithful and true witness – Revelation 1:5; 3:14

First and Last – Revelation 1:17; 2:8

Firstborn of all creation – Colossians 1:15

Friend of tax collectors and sinners – Matthew 11:19

Gate of the sheepfold – John 10:7

Good Shepherd – John 10:11; 14

Head of the Church – Colossians 1:18; Ephesians 1:22

High priest – Hebrews 3:1; 4:14; 7:26

He who is coming amid the clouds – Revelation 1:7

Holy One of God – Mark 1:24

Holy servant – Acts 4:27

Hope – 1 Timothy 1:1

Image of God – 2 Corinthians 4:4; Colossians 1:15

Judge of the World – 2 Timothy 4:1; Acts 10:42

Just one – Acts 7:52

King of kings – Revelation 17:14; 19:16; 1 Timothy 6:15

Lamb of God – John 1:29

Light of the world – John 8:12

Lion of the tribe of Judah – Revelation 5:5

Lord both of the dead and the living – Romans 14:9

Lord God Almighty – Revelation 15:3

Lord of all – Acts 10:36

Lord of Glory – 1 Corinthians 2:8

Lord of lords – 1 Timothy 6:15

Lord of Peace – 2 Thessalonians 3:16

Master – Luke 5:5

Mediator – 1 Timothy 2:5

Messiah – John 1:41; 4:25

Morning star – 2 Peter 1:19; Revelation 2:28; Revelation 22:16

Prince of Peace – Isaiah 9:6

Rescuer from this Present Evil Age – Galatians 1:4

Resurrection and life – John 11:25

Rising sun – Luke 1:78

Savior of the world – 1 John 4:14; John 4:42

Second Adam – Romans 5:14

Shepherd and Guardian of our souls – 1 Peter 2:25

Son of God – Luke 1:35

Only Son of the Father – John 1:14

Teacher – Matthew 8:19; Matthew 23:10

True God – 1 John 5:20

True vine – John 15:1

The Way the Truth and the Life – John 14:6

The one who is, is was, and who is to come – Revelation 3:7

Wonderful Counselor – Isaiah 9:6

Word of Life – 1 John 1:1

# BE LOVING LIKE JESUS

## PARENT HANDOUT



**Scriptures to Read:** Luke 10:25-37



### This Week We Learned About ...

... how to imitate the biggest hero in our Bible—Jesus. We are told in the Bible to be imitators of Christ. While all other Bible heroes had great moments, Jesus is the only one who didn't have any bad ones. If we want to be like him, we need to spend our lives understanding what he said and what he did. It isn't all that hard! He summed it up himself in Luke 10:27 this way: *Love God; Love each other.* To be like Jesus, let's keep asking how we do that in the situations we encounter daily.



#### ✓ Questions for Kids:

1. Jesus says we should love the Lord with all our heart, strength, soul, and \_\_\_\_\_.

**A. Mind**

2. Who does Jesus say we are to love as we love ourselves? **A. Our neighbor.**

3. Which man was the "neighbor" to the man who was attacked?

**A. The one who had mercy on him.**

#### ✓ Dinner Table Discussion:

Jesus says that love is the most important commandment. Tell a story about a time someone did something very loving for you. How did it make you feel?

Our neighbor isn't always the person who lives next door. Think of some people Jesus would consider to be your neighbors and how you can be loving to them. Discuss.

#### Scripture Notes (tuck in lunchboxes, tape to mirrors, etc.):



*He answered, "Love the Lord your God with all your heart and with all your soul and with all your strength and with all your mind"; and, "Love your neighbor as yourself."* **Luke 10:27**



*For God so loved the world that he gave his one and only Son, that whoever believes in him shall not perish but have eternal life.* **John 3:16**



*You are my friends if you do what I command.* **John 15:14**



# BE LOVING LIKE JESUS

QUIZ

**Instructions:** Write out the scripture, then answer the journal question below. Find the answers to the mini-puzzles, and then draw the picture, answering the question.

Write out the following Bible verse: **Luke 10:36-37**

**Answer:** Write out a prayer using your own words. Ask God to send the Holy Spirit to remind you throughout your day of how you can be a merciful and kind person to others.

**Fill in the squares:** The name of the famous story Jesus told in Luke 10

-----

**Decode the secret words:** Who helps us know for sure we are doing God's will?

YOHL TRISIP

--	--	--	--	--	--	--	--	--	--

**Draw yourself with Jesus.**  
If you could ask him any question, what would it be?



---

---

---



## ANSWER KEY



**Teacher's QUIZ ANSWERS in order:**

- 1) GOOD SAMARITAN
- 2) HOLY SPIRIT



# BE LOVING LIKE JESUS

CERTIFICATE OF COMPLETION



*Biblical Virtues*

NAME: \_\_\_\_\_

DATE: \_\_\_\_\_