

GRADES
K-6

BE HUMBLE LIKE MOSES

Biblical Virtues

Printable Lesson Kit



M **GHTY MESSAGES**

THANK YOU

Thank you for ordering from www.TeachSundaySchool.com. We strive to offer you top notch Bible teaching tools. Feel free to contact us with any questions a marykate@teachsundayschool.com.

HOW TO PRINT

If you are having any trouble printing, here are some helpful tips:

- 1) Adobe Acrobat PDF Reader is the most universal PDF reader and comes standard on most computers. If you are having issues, check to make sure you are using a recent version of Adobe, which is available free online here.
- 2) If for any reason a page is being cut off, when you push the “print” button and the dialogue box pops up, check the box “fit”.

TERMS OF USE

The material enclosed is copyrighted. You do not have resell rights or giveaway rights to the material provided herein. Only customers that have purchased this material are authorized to view it.

Allowed:

You are able to print as many times as you would like for personal, family, or single church/school use. (Please show this to any printer you may take this to in order to prove that you are not infringing on the copyright by printing this file).

If you would like to use this file for multiple schools or churches, please email us at marykate@teachsundayschool.com for information on a bundle purchase price.

Not Allowed:

This digital file cannot be given to anyone else. In order to own a digital file, it must be purchased. This file is never to be emailed to anyone else for the purpose of giving it to them or sharing it with them. In order to own a file, it must be purchased.

Do not post this file, or images from this file on a blog, website, or anything like it for the purpose of giving it away or selling it.

Do not change this file in any way.

Do not use all or part of this file for commercial use in any way.

Anything that is not meant for the intended use of this file, which is for personal, family, or single church/school use is not allowed. We are offering this as a digital file for the convenience of our customers. Any abuse of that is not allowed.

If you feel you have obtained an unauthorized copy of this material, please email us at marykate@teachsundayschool.com.

LEGAL NOTICE

While all attempts have been made to verify information provided in this publication, neither the author nor the publisher assumes any responsibility for errors, omissions or contrary interpretation of the subject matter herein. The publisher wants to stress that the information contained herein may be subject to varying state and / or local laws or regulations. All users are advised to retain competent counsel to determine what state and / or local laws or regulations may apply to the user’s particular operation.

The purchaser or reader of this publication assumes responsibility for the use of these materials and information. Adherence to all applicable laws and regulations, federal, state and local, governing professional licensing, operation practices, and all other aspects of operation in the US or any other jurisdiction is the sole responsibility of the purchaser or reader. The publisher and author assume no responsibility or liability whatsoever on the behalf of any purchaser or reader of these materials. Any perceived slights of specific people or organizations is unintentional.

CONTENTS

Lesson Overview	4
Scripture & Lesson	5
Printable Craft	8
Game	11
Word Search	12
Crossword Puzzle	13
At-A-Glance	14
Parent Handout	15
Quiz	16
Answer Key	17
Certificate of Completion	18

BE HUMBLE LIKE MOSES

LESSON OVERVIEW



BE HUMBLE LIKE MOSES

Moses had been a sheep herder for more than 60 years. His life had been peaceful way out in the wilderness territory of Midian. When he heard the voice of God at the Burning Bush, he was anxious. When God asked him to go to Pharaoh to free the people of Israel, he begged God to find someone else. He had so many fears and felt so inadequate.

We all have 101 excuses for why we can't do God's will. Moses was a man who did God's will in spite of his massive fears, and just about everyone in the world, from every religion, knows his name today and thinks of him as a hero.

How can we be like Moses?



How to Use the Lesson Kit:

This kit includes a variety of activities that you can select from to customize your perfect lesson. We suggest beginning with the Scripture Reading & Lesson followed by the Discussion Questions. From there, feel free to mix & match the activities to build your lesson plan based on the time you have allotted and the age level/interests of your kids.



WHAT'S INCLUDED:

- Scripture Reading & Lesson
- Discussion Questions
- Printable Craft
- Game
- Coloring Page
- Wordsearch
- Crossword Puzzle
- Learning Lookups Journaling
- Parent Handout
- Quiz
- Reference Sheet
- Certificate of Completion
- Answer Page



MATERIALS LIST:

- Crayons
- Glue sticks
- Scissors
- Long pole or broomstick (game)
- Music (optional) (game)
- Round Head Fasteners
- White cardstock or paper
- Pencils or pens
- Bibles (electronic or hardcopy)

BE HUMBLE LIKE MOSES

SCRIPTURE & LESSON

PASSAGE (NIV): EXCERPTS EXODUS 3 & 4

Read the following excerpts as shown (NIV translation), or read from your chosen Bible translation:



EXODUS 3

Now Moses was tending the flock of Jethro his father-in-law, the priest of Midian, and he led the flock to the far side of the wilderness and came to Horeb, the mountain of God. ² There the angel of the Lord appeared to him in flames of fire from within a bush. Moses saw that though the bush was on fire it did not burn up. ³ So Moses thought, “I will go over and see this strange sight—why the bush does not burn up.”

⁴ When the Lord saw that he had gone over to look, God called to him from within the bush, “Moses! Moses!”

And Moses said, “Here I am.”

⁵ “Do not come any closer,” God said. “Take off your sandals, for the place where you are standing is holy ground.” ⁶ Then he said, “I am the God of your father,[a] the God of Abraham, the God of Isaac and the God of Jacob.” At this, Moses hid his face, because he was afraid to look at God.

⁷ The Lord said, “I have indeed seen the misery of my people in Egypt. I have heard them crying out because of their slave drivers, and I am concerned about their suffering. ⁸ So I have come down to rescue them from the hand of the Egyptians and to bring them up out of that land into a good and spacious land, a land flowing with milk and honey—the home of the Canaanites, Hittites, Amorites, Perizzites, Hivites and Jebusites. ⁹ And now the cry of the Israelites has reached me, and I have seen the way the Egyptians are oppressing them.

¹⁰ So now, go. I am sending you to Pharaoh to bring my people the Israelites out of Egypt.”

¹¹ But Moses said to God, “Who am I that I should go to Pharaoh and bring the Israelites out of Egypt?”

¹² And God said, “I will be with you. And this will be the sign to you that it is I who have sent you: When you have brought the people out of Egypt, you[b] will worship God on this mountain.”

¹³ Moses said to God, “Suppose I go to the Israelites and say to them, ‘The God of your fathers has sent me to you,’ and they ask me, ‘What is his name?’ Then what shall I tell them?”

¹⁴ God said to Moses, “I am who I am. This is what you are to say to the Israelites: ‘I am has sent me to you.’”

¹⁵ God also said to Moses, “Say to the Israelites, ‘The Lord, the God of your fathers—the God of Abraham, the God of Isaac and the God of Jacob—has sent me to you.’”

“This is my name forever,
the name you shall call me
from generation to generation.



EXODUS 4

¹⁰ Moses said to the Lord, “Pardon your servant, Lord. I have never been eloquent, neither in the past nor since you have spoken to your servant. I am slow of speech and tongue.”

¹¹ The Lord said to him, “Who gave human beings their mouths? Who makes them deaf or mute? Who gives them sight or makes them blind? Is it not I, the Lord? ¹² Now go; I will help you speak and will teach you what to say.”

¹³ But Moses said, “Pardon your servant, Lord. Please send someone else.”

¹⁴ Then the Lord’s anger burned against Moses and he said, “What about your brother, Aaron the Levite? I know he can speak well. He is already on his way to meet you, and he will be glad to see you. ¹⁵ You shall speak to him and put words in his mouth; I will help both of you speak and will teach you what to do. ¹⁶ He will speak to the people for you, and it will be as if he were your mouth and as if you were God to him. ¹⁷ But take this staff in your hand so you can perform the signs with it.”

¹⁸ Then Moses went back to Jethro his father-in-law and said to him, “Let me return to my own people in Egypt to see if any of them are still alive.” Jethro said, “Go, and I wish you well.”

Questions for Children

- 1. What did God ask Moses to do at the Burning Bush?** *Lead the Israelite people out of Egypt.*
- 2. What were some Moses' responses? Was he pleased to do this thing?** *He said "no" quite a few times. He brought up his speech impediment. He brought up his lack of experience. He finally asked God to find somebody else.*
- 3. In the end, he even made up an excuse to go back to the Nile because he didn't want his father-in-law to know what God had asked him. What was his excuse?** *He wanted to see if his relatives were still alive. Why do you think he didn't want to confide in his father-in-law? Have you ever tried to tell someone something wonderful Jesus did for you? How do they often respond? They don't believe you; they think you are imagining it. Moses probably thought his father-in-law would not believe him.*



TEACHER'S MIGHTY MESSAGE

Moses is sometimes called "Second to Jesus" in his Bible fame. One of the coolest things about Moses is that he was just a guy like us! He wanted to be good. But he committed sins. And he was kind of shy. He spent about 60 years with one of the most dull and dusty jobs in the world—herding sheep and goats!

Many of us would like to jump from what we consider our dull and boring lives into one where we could become heroes for God. Moses shows us that anything is possible with God, and we should not fear asking God to use us! To that kind of prayer, God always says "yes."

Let's find out about Moses' most beloved trait. That's his humility.

- **In Numbers 12:3 Moses is called "a very humble man, more humble than anyone else on the face of the earth." Why is it so important to be humble?** *You are more open to learning from God.*
- **Why is it better to be humble than to try to get all the attention?** *Because God can use you more. You can hear him better.*
- **What might have become of Moses if he had tried to get all the attention instead of being humble?** *God might not have called him; he might have made a lot more mistakes; he might have lost his temper more with the Hebrews; they might have never made it to the Promised Land.*

Exodus 33:11 says "The LORD used to speak to Moses face to face, just as a man speaks to his friend." There was never another person like him in the Old Testament.

Here is what the New Testament Hebrews says about Moses in Hebrews 11:24-29: ²⁴ *By faith Moses...refused to be known as the son of Pharaoh's daughter.* ²⁵ *He chose to be mistreated along with the people of God rather than to enjoy the fleeting pleasures of sin.* ²⁶ *He regarded disgrace for the sake of Christ as of greater value than the treasures of Egypt, because he was looking ahead to his reward.* ²⁷ *By faith he left Egypt, not fearing the king's anger; he persevered because he saw him who is invisible.*

Let's all try to listen for God's voice. He will ask us to do things in our lives. They may be hard. We may feel too shy or like we don't want to be bothered. Let's remember Moses and try to see how God rewards all those who listen to him and do what he says.



BE HUMBLE LIKE MOSES

PRINTABLE CRAFT



MATERIALS:

- Moses Burning Bush Craft Templates
- White Cardstock or White Paper
- Coloring Utensils
- Scissors
- Round Head Fasteners



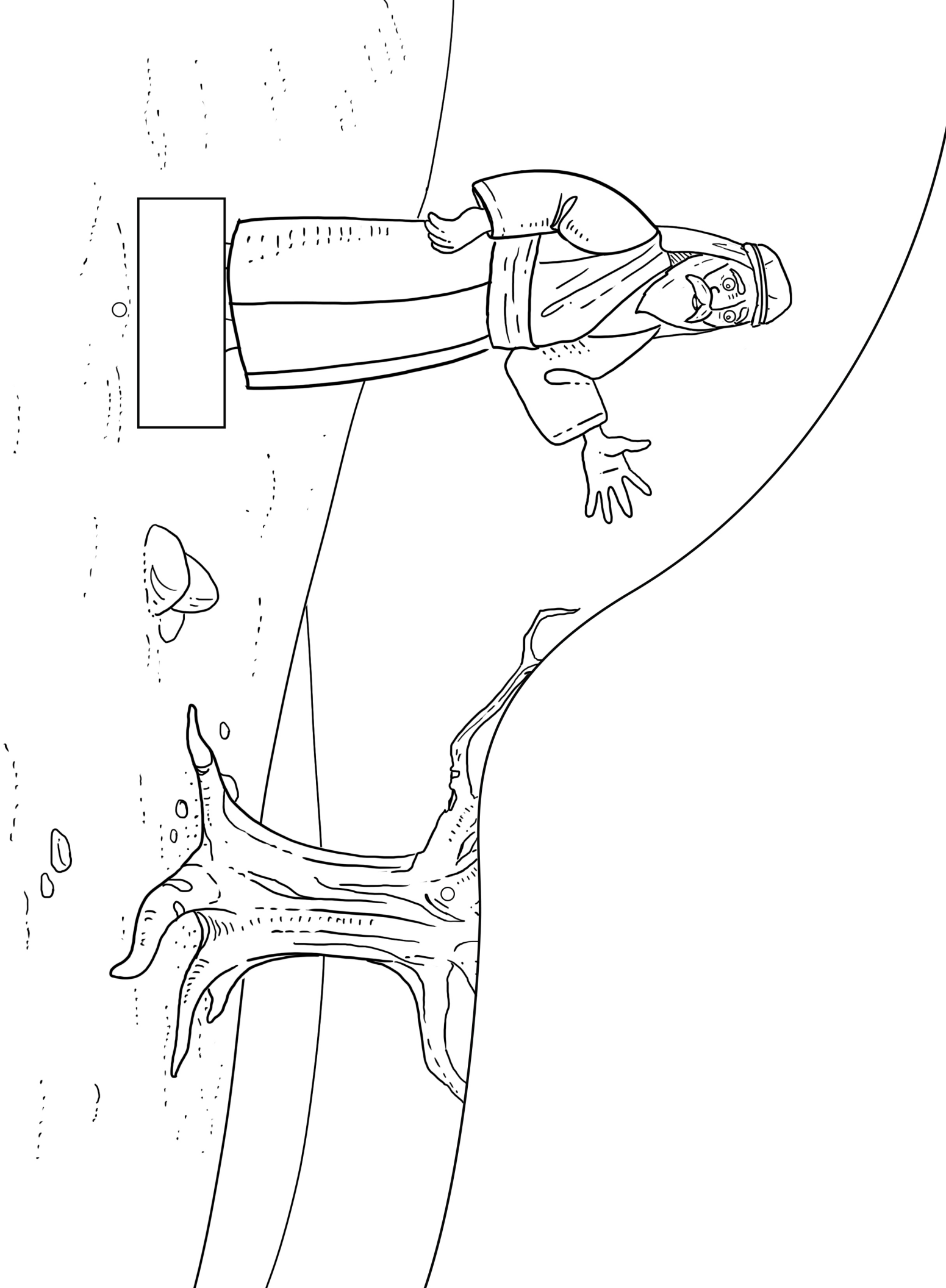
PREPARATION:

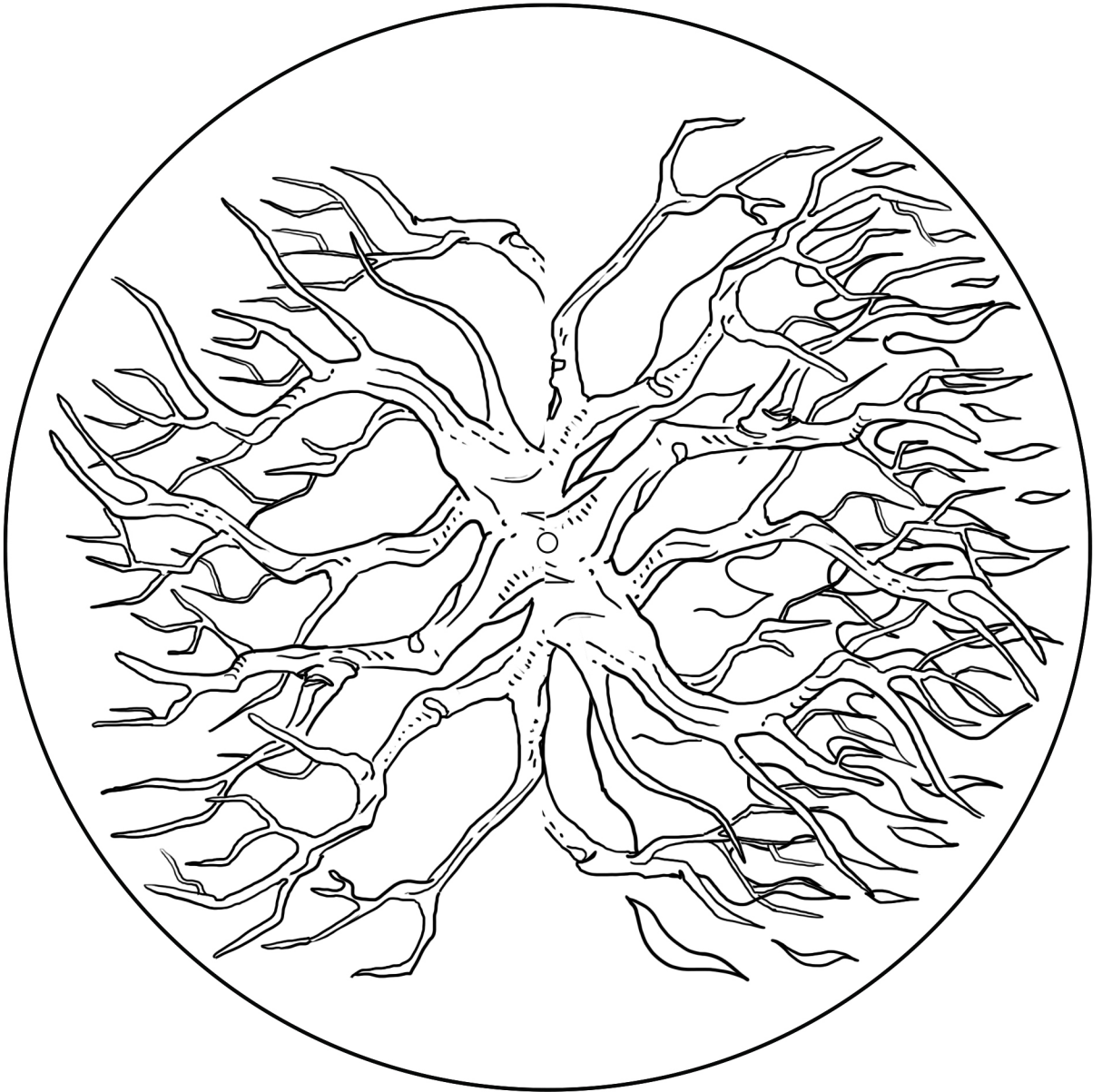
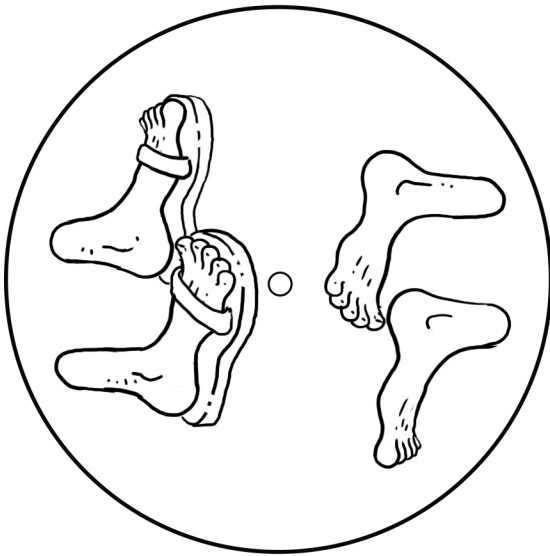
- Print one copy of Moses Burning Bush craft for each student

INSTRUCTIONS:

1. Color pages as desired
2. Carefully cut out circles, box for Moses' feet, and sky line.
3. Aligning guide holes for small circle and Moses' feet, pieces through both layers with round head faster. Repeat for large wheel and bush.
4. Spin both wheels to transform the bush to burning bush, and to remove Moses' sandals.







HOW “MADE LOW” CAN YOU GO?

This game is not only good for getting little bodies moving, but it will also help students consider what it means to be humble and made low, like Moses. It’s the “Limbo Rock” with a Biblical/Moses humility theme!



MATERIALS:

- Long pole or broomstick
- Music (optional)



INSTRUCTIONS:

1. Explain that the person who can get lowest to the ground, and under the pole, without falling, wins.
2. Play the music if you have some.
3. Hold the pole high enough that the children have to bend a little to get under it.
4. Lower the pole a little bit each time the line starts over, as in the “Limbo Rock.”
5. If a child falls or bumps the pole they are out.
6. The student who went the lowest without falling wins!

SCRIPTURE

Now Moses was a very humble man, more humble than anyone else on the face of the earth.

Numbers 12:3

INTRODUCTION:

How does the most humble man in the world become one of the world’s greatest leaders? It’s easy—humility is part of strength - as this game will show.

The term “being made low” means being humble. If we want to practice being humble, the way Moses was, we must learn what it means to be made low.


Think of bowing. When you bow to someone you are lowering yourself and honoring the other person. Servants bow to their masters, and subjects bow to royalty. Physically lowering yourself is an outward expression of humility.

You can lower yourself spiritually by serving others, praying for them, and putting their needs before your own. This game will not show who is most humble, but who can go down the lowest and be the winner.



WORD SEARCH

Instructions: Below are words that either name the 10 plagues of Egypt or have something important to do with them. Find them all in the puzzle!



Words to Find:

**BLOOD
FROGS
LICE
FLIES
DEATH**


**CATTLE
BOILS
HAIL
LOCUSTS
DARKNESS**

**FIRSTBORN
WATER
NILE
STENCH
SICKNESS**

**DISGUST
TERROR
JUSTICE
REVENGE**

CROSSWORD PUZZLE

Instructions: Use your At-A-Glance Sheet, 16 Facts About Moses, to fill in the crossword below.



Across

- 1. Land where the Hebrew people were being held as slaves
- 4. An awful sin that Moses committed
- 5. Land where Moses fled after committing his sin
- 7. Name of Moses' son
- 8. Number of plagues God and Moses called down on the Egyptians
- 11. This type of person living in the Promised Land scared the Hebrews and compromised their faith in God

Down

- 2. Name of the river where Moses' mother put him in a basket
- 3. This person's daughter found baby Moses in the Nile and raised him
- 6. Name of Moses' wife
- 9. Name of the sea that Moses parted
- 10. Ten of these were given to Moses on Mount Sinai by God
- 12. Number of years the Hebrews spent in the desert

BE HUMBLE LIKE MOSES

AT-A-GLANCE 16 FACTS ABOUT MOSES

Below are some of the interesting facts about Moses. Become humble like him by learning about him.

FACT #1

Moses was born around 1526 BC. He died around 1406 BC. He lived to be 120.

FACT #2

At the time of Moses' birth, the Hebrews had been made slaves in Egypt.

FACT #3

The Egyptians wanted to kill all the baby boys of the Hebrew slaves. So Moses' mother put him in a basket and sent him down the Nile River.

FACT #4

Moses was found and raised by Pharaoh's daughter, a princess.

FACT #5

As a young man, Moses walked away from Egyptian royalty and returned to the Hebrews, whom he felt were "his people."

FACT #6

He saw an Egyptian whipping a Hebrew slave, and it made him so angry, he committed a murder.

FACT #7

Moses fled to the land of Midian. He married his wife, Zipporah, and they had a son Gershom. He became a sheep and goat herder for Zipporah's father.

FACT #8

Moses saw the Burning Bush at the age of 80. There, God told him to go back to Pharaoh and tell him to "Let the people go!"

FACT #9

To get Pharaoh to change his mind, the Lord God sent 10 plagues on Egypt, using Moses and his staff to deliver the plagues and the bad news that they were coming.

FACT #10

Once Pharaoh decided to let the people go, he changed his mind again! He chased them with an army, until they were backed up against the Red Sea, that Moses parted.

FACT #11

Out in the desert, Moses went alone to the top of Mount Sinai to get the Ten Commandments.

FACT #12

Moses dropped and broke the tablets containing the Ten Commandments when he came back down from Mount Sinai and found the people worshipping a golden calf. Their excuse was that they thought Moses was dead.

BE HUMBLE LIKE MOSES

AT-A-GLANCE 16 FACTS ABOUT MOSES

Below are some of the interesting facts about Moses. Become humble like him by learning about him.

FACT #13

The people showed a lack of faith when spies reported to Moses that there were giants in the would-be Promised Land, and implied they would lose a fight. God got mad at their lack of faith and attitude toward him and Moses.

FACT #14

The people ended up being trained by God in the desert for 40 years. Moses stayed right with them. He died just before their entry into the Promised Land.

FACT #15

Moses died on Mount Nebo.

FACT #16

Moses was part of the Transfiguration 1,400 years later. He was seen along with the Old Testament Prophet Elijah by Jesus, Peter, James, and John (the disciples).

BE HUMBLE LIKE MOSES

PARENT HANDOUT



Scriptures to Read: Exodus 3&4



This Week We Learned About ...

...Moses becoming forever famous, after having been a sheep herder for more than 40 years. Moses' life had been peaceful way out in the wilderness territory of Midian. When he heard the voice of God at the burning bush, he was anxious. When God asked him to go to Pharaoh to free the people of Israel, he begged God to find someone else. He had a speech impediment. He had no training. He'd been wanted for murder way back in his youth.... Would this new Pharaoh remember and have him put to death?



✓ Questions for Kids:

1. Moses asked God what his name was. God said this in reply. **A. I am what I am.**
2. What did God have Moses remove when he was at the burning bush, saying that the ground was holy? **A. His sandals**
3. See verse 4:13. God had asked Moses to lead the Exodus. Was Moses' answer enthusiastic and obedient?
A. No. He asked God to pick somebody else.

✓ Dinner Table Discussion:

God was with Moses even when it seemed unbelievable. Tell a story about when God took care of you in a special way.

God wants us to have faith that he can do all things. What are some situations in your life that seem tough at the moment? They can be with friends, school work, sports, etc. How can you work on having faith that God will help you? What role can you play in overcoming those problems?

Scripture Notes (tuck in lunchboxes, tape to mirrors, etc.):



Finally, be strong in the Lord and his mighty power.
Ephesians 6:10



The Lord is my light and my salvation—whom shall I fear? The Lord is the stronghold of my life—of whom shall I be afraid? **Psalms 27:1**



When I am afraid I put my trust in you. In God, whose word I praise—in God, I trust and am not afraid. What can mere mortals do to me? **Psalms 56:3-4**

BE HUMBLE LIKE MOSES

CERTIFICATE OF COMPLETION



Biblical Virtues

NAME: _____

DATE: _____