

GRADES
K-6

BE DETERMINED LIKE NOAH

Biblical Virtues

Printable Lesson Kit



M **GHTY MESSAGES**

THANK YOU

Thank you for ordering from www.TeachSundaySchool.com. We strive to offer you top notch Bible teaching tools. Feel free to contact us with any questions a marykate@teach sundayschool.com.

HOW TO PRINT

If you are having any trouble printing, here are some helpful tips:

- 1) Adobe Acrobat PDF Reader is the most universal PDF reader and comes standard on most computers. If you are having issues, check to make sure you are using a recent version of Adobe, which is available free online here.
- 2) If for any reason a page is being cut off, when you push the “print” button and the dialogue box pops up, check the box “fit”.

TERMS OF USE

The material enclosed is copyrighted. You do not have resell rights or giveaway rights to the material provided herein. Only customers that have purchased this material are authorized to view it.

Allowed:

You are able to print as many times as you would like for personal, family, or single church/school use. (Please show this to any printer you may take this to in order to prove that you are not infringing on the copyright by printing this file).

If you would like to use this file for multiple schools or churches, please email us at marykate@teach sundayschool.com for information on a bundle purchase price.

Not Allowed:

This digital file cannot be given to anyone else. In order to own a digital file, it must be purchased. This file is never to be emailed to anyone else for the purpose of giving it to them or sharing it with them. In order to own a file, it must be purchased.

Do not post this file, or images from this file on a blog, website, or anything like it for the purpose of giving it away or selling it.

Do not change this file in any way.

Do not use all or part of this file for commercial use in any way.

Anything that is not meant for the intended use of this file, which is for personal, family, or single church/school use is not allowed. We are offering this as a digital file for the convenience of our customers. Any abuse of that is not allowed.

If you feel you have obtained an unauthorized copy of this material, please email us at marykate@teach sundayschool.com.

LEGAL NOTICE

While all attempts have been made to verify information provided in this publication, neither the author nor the publisher assumes any responsibility for errors, omissions or contrary interpretation of the subject matter herein. The publisher wants to stress that the information contained herein may be subject to varying state and / or local laws or regulations. All users are advised to retain competent counsel to determine what state and / or local laws or regulations may apply to the user’s particular operation.

The purchaser or reader of this publication assumes responsibility for the use of these materials and information. Adherence to all applicable laws and regulations, federal, state and local, governing professional licensing, operation practices, and all other aspects of operation in the US or any other jurisdiction is the sole responsibility of the purchaser or reader. The publisher and author assume no responsibility or liability whatsoever on the behalf of any purchaser or reader of these materials. Any perceived slights of specific people or organizations is unintentional.

CONTENTS

Lesson Overview	4
Scripture & Lesson	5
Printable Craft	7
Game	10
Word Search	12
Crossword Puzzle	13
At-A-Glance	14
Parent Handout	16
Quiz	17
Answer Key	18
Certificate of Completion	19

BE DETERMINED LIKE NOAH

LESSON OVERVIEW

BE DETERMINED LIKE NOAH

Here is a chance for your students to know Noah as the father of all folks living today and to experience his exciting life. God told Noah to do something important—to build an ark to redeem mankind. It took thousands of man-hours, dedication, and a whole lot of faith. God asks us all to do things. How can we follow Noah's great example and reap rewards?

How to Use the Lesson Kit:

This kit includes a variety of activities that you can select from to customize your perfect lesson. We suggest beginning with the Scripture Reading & Lesson followed by the Discussion Questions. From there, feel free to mix & match the activities to build your lesson plan based on the time you have allotted and the age level/interests of your kids.



WHAT'S INCLUDED:

- Scripture Reading & Lesson
- Discussion Questions
- Printable Craft
- Game
- Coloring Page
- Wordsearch
- Crossword Puzzle
- Learning Lookups Journaling
- Parent Handout
- Quiz
- Reference Sheet
- Certificate of Completion
- Answer Page



MATERIALS LIST:

- Crayons
- Glue
- Scissors
- Various objects to test for buoyancy (include a large Tupperware-like container with a lid and a small one with a lid. Other items you can include: a wooden pencil, a metal pen, thread on a wooden spool, a paper clip, a plastic action figure, an old sneaker, a lipstick, a magnifying glass, and a bottle cap. (game)
- Large tub or bucket (game)
- Water (game)
- yarn
- Pencils or pens
- Bibles (electronic or hardcopy)

BE DETERMINED LIKE NOAH

SCRIPTURE & LESSON

PASSAGE (NIV): GENESIS 6:9-22

Read the following excerpts as shown (NIV translation), or read from your chosen Bible translation:



This is the account of Noah and his family.

Noah was a righteous man, blameless among the people of his time, and he walked faithfully with God.¹⁰ Noah had three sons: Shem, Ham and Japheth.

¹¹ Now the earth was corrupt in God's sight and was full of violence.¹² God saw how corrupt the earth had become, for all the people on earth had corrupted their ways.¹³ So God said to Noah, "I am going to put an end to all people, for the earth is filled with violence because of them. I am surely going to destroy both them and the earth.¹⁴ So make yourself an ark of cypress[a] wood; make rooms in it and coat it with pitch inside and out.¹⁵ This is how you are to build it: The ark is to be three hundred cubits long, fifty cubits wide and thirty cubits high.[b]¹⁶ Make a roof for it, leaving below the roof an opening one cubit[c] high all around.[d] Put a door in the side of the ark and make lower, middle and upper decks.¹⁷ I am going to bring floodwaters on the earth to destroy all life under the heavens, every creature that has the breath of life in it. Everything on earth will perish.¹⁸ But I will establish my covenant with you, and you will enter the ark—you and your sons and your wife and your sons' wives with you.¹⁹ You are to bring into the ark two of all living creatures, male and female, to keep them alive with you.²⁰ Two of every kind of bird, of every kind of animal and of every kind of creature that moves along the ground will come to you to be kept alive.²¹ You are to take every kind of food that is to be eaten and store it away as food for you and for them."

²² Noah did everything just as God commanded him.

Questions for Children

1. That was a tall order God gave Noah. What kind of details did God give on how to build an ark? *The type of wood, the length, and width...*

2. What type of orders did God give Noah about the animals? How many did he have to make room for? *Birds, animals, insects—everything but fish. Seven of clean; two of unclean. Did Noah have to catch the animals? No. Did he have to feed them once they were on the ark?* Yes.

3. It's sort of like God telling you to build a rocket ship to escape with your family from a worldwide fire. What would your neighbors say about that as you were building some hulking thing on your property? *They'd think you were crazy. The text doesn't say if Noah's wife and sons were supportive of this idea. Noah may have had to do a lot of work while feeling alone and deserted. Have you ever tried to do something right, and nobody seemed to agree with you? If so, share the experience.*



TEACHER'S MIGHTY MESSAGE

Mathematicians have put together the birth years of Noah's sons plus other scriptures to determine how long it took Noah to build the ark. Here is the answer: **OVER 75 YEARS!**

That is a long time.

Where did he get enough gopher wood? Where does wood come from? Did he have to get it imported? Or did he have to cut down all that wood? They didn't have any buzz saws back then. They only had the hand-held saws that men pulled back and forth and back and forth.

How many logs had to be cut? The Bible says God told him to build the ark 300 cubits long, 50 cubits wide, and 30 cubits high. That is a huge box! How many times did he make a mistake of a few inches and have to cast aside a whole day's effort? We don't know, but no man is perfect.

It would be so easily to lie and blame the broken iPad on the dog—instead of saying the truth—we sat on it.

It would be so easy to add to the gossip about that rich kid—instead of being kind and giving the new kid a chance.

It would be so easy to “stand by” near that kid getting bullied instead of telling the teacher or inviting him over to play.

God asked Noah to do a big thing. He asks us to do small things daily. How can we be like Noah when we are under pressure and do what God wants?

Noah used his imagination. He could see the finished ark when he was working. He could see his family safe.

We can use our imaginations to see a good result. Did God ask you to share your food or clothing? Imagine that person you share with 20 years from now, and remembering you as “that really kind person who had the love of God.”


Imagine God reminding you of your good work when you get to heaven: things you don't even remember doing! God sees all. He wants us to use our imaginations to have the faith of Noah. He wants us to come through our storms the way he did—safely, and with hope and love for the future.





MATERIALS:

- Noah's Ark Printable Craft File (two pages)
- White Cardstock (recommended) or White Paper
- Coloring Utensils
- Scissors
- Glue
- Yarn





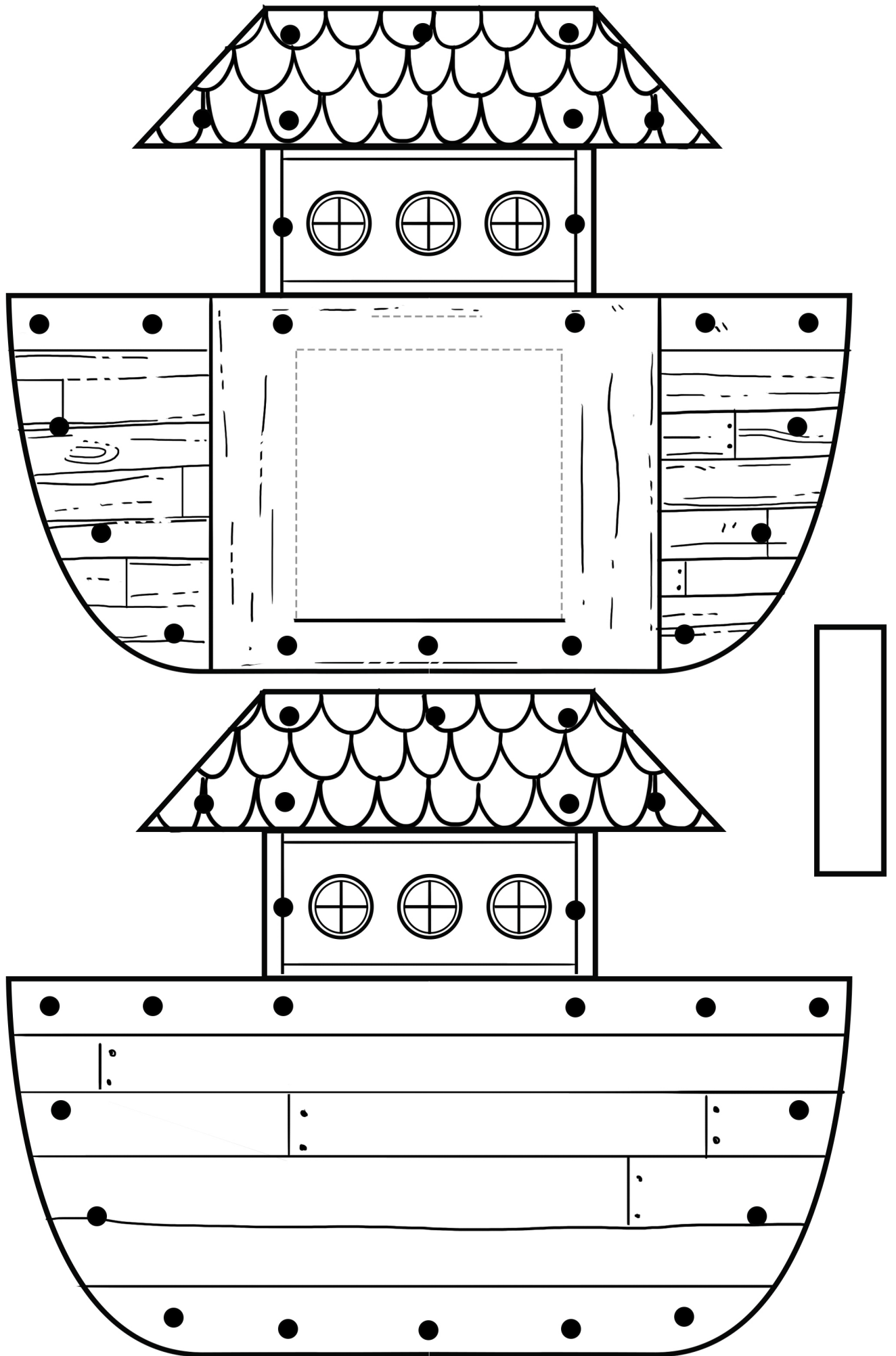
PREPARATION:








- Print one copy of Noah's Ark craft for each student

INSTRUCTIONS:

1. Color pages as desired
2. Carefully cut out front and back ark pieces, small wooden plank, Noah and wife figures, and animal figures.
3. Cut along dotted lines on ark front and fold down to create ark door. Cut small dotted line above ark door to create closure
5. Insert wood plank into small dotted line above door (about half an inch) and then glue plank to inside of ark door
6. Carefully align ark front to ark back, and hole punch on small black holes
7. Using yarn, lace front and back of ark together
8. Store figures inside the ark







SINK OR FLOAT?

No child can resist a game of sink or float. And how appropriate to play as part of a Noah lesson! Our forefather surely gave pause a few times about whether his multi-ton ark would float. This fun experiment with buoyancy will help kids realize the importance of following God's ways—as he will always keep us afloat in life's stormy times.



MATERIALS:

- Various objects to test for buoyancy (include a large Tupperware-like container with a lid and a small one with a lid. Other items you can include: a wooden pencil, a metal pen, thread on a wooden spool, a paper clip, a plastic action figure, an old sneaker, a lipstick, a magnifying glass, and a bottle cap.
- Large tub or bucket
- Water

Scripture

By faith Noah, when warned about things not yet seen, in holy fear built an ark to save his family.
Hebrews 11:7



PREPARATION:

Fill the tub with water.

Introduction:

One way we know how strong Noah's faith was: He built a boat he wasn't sure would float! Noah would have known that some small things floated—like twigs or even little boats like canoes. And he knew some small things sank—like stones. But most people back then probably thought this: little things can float...but big things sink! Something as big as an ark? Nothing that big had ever been built out of wood before. Ever!

In honor of Noah, let's play sink or float, and let us try to decide what will stay afloat, knowing only what he knew.

Instructions:

1. Fill a tub with water and set out the objects.
2. Ask the children to guess which objects will float and which will sink.
3. Then ask the children to place the objects, one at a time, into the water, and observe the results.
4. Drop in the small Tupperware container with the lid on. Separate the lid from the bottom and drop them both in sideways. What happens after a while?
5. Place all or many items inside the large Tupperware container—even the items that sank—and put the lid back on. What happens? Why do items that sink remain afloat when they are encased in Tupperware?



GAME CONTINUED

Explanation:

Noah knew about “air,” but probably did not know all the characteristics of oxygen. Oxygen is in the air we breathe. It is lighter than water and will float on top of water, even if encased in another item. When we put the small Tupperware container in the water with the lid on, it floated because the oxygen kept it above the water. When turned sideways, it and the lid eventually sank because there was no oxygen contained to keep it up. Wood is very porous and lighter than water. Small items can float. Large items, like the large Tupperware container—and the ark—must be hollow, or filled with air, in order to float.


Conclusion:

But Noah went ahead, built the ark, then loaded his family on. He had faith in what God said. When the rains came, Noah, his family and the animals, were perfectly safe. Why? They weren’t sure about all the rules of sink or float. But they obeyed God no matter what, and so should we! God will not let us sink in life’s stormy times—be he wants us to have Noah’s faith and patience!



WORD SEARCH

Instructions: Noah took lots of animals on the ark! How many can you find in the word search below?



Words to Find:

GIRAFFE
GORILLA
TIGER
RABBIT


HORSE
CAMEL
ZEBRA
BEAR

WALRUS
ELEPHANT
GROUNDHOG
MONKEY

ANTELOPE
HIPPOPOTAMUS
RHINOCEROS
LION

CROSSWORD PUZZLE

Instructions: Use your At-A-Glance Sheet, All About Noah, to fill in the answers to the crossword.



Across

6. Number of days between the animals gathering and the rain
7. Noah, three sons and four of this type of relative entered the ark
8. Mountain where the ark came to land (located in modern-day Turkey)
9. The eight voyagers were on the ark for more than this standard measure of time

Down

1. How many thousands of years ago Noah was born, approximately
2. Noah's ark was 75 years in this process
3. Noah's sons were Ham, Shem, and this child
4. Name of Noah's son who carries the line to Christ
5. This type of wood was used on the ark, also known as gopher wood
10. This and the dove are common symbols from the Noah's Ark Story

BE DETERMINED LIKE NOAH

Here are some Interesting facts about Noah and the Ark. How many did you actually know?

FACT #1

Noah was born around 3075 BC. (That is 5,000 years ago!)

FACT #2

Noah was the 10th generation from Adam. (Genesis 5)

FACT #3

Noah lived to be 950 years old. (Genesis 9:29) Men lived to be quite old before the Flood. It is likely that trauma brought on by the flood to the earth and atmosphere is responsible for lives slowly becoming shorter after that.

FACT #4

It is likely the ark took 75 years to build.

FACT #5

Noah had three sons: Shem, Ham, and Japheth. (Genesis 10)

FACT #6

Noah's son Shem carries the line to Christ (Luke 3:36)

FACT #7

God gave Noah some explicit instructions.

FACT #8

God said to make the ark of gopher wood, also known as cypress wood. (Genesis 6:14)

FACT #9

God said to make the ark's dimensions 475 feet long, 75 feet wide, and 45 feet high. (Genesis 6:15).

FACT #10

God said to bring on the ark a pair of all animals, birds, and insects that would come to him (Genesis 6:20), and an additional five pair of animals the Jewish people would eventually define as "clean." (Genesis 7:2) His final command on animals was to bring an additional five pair of all birds that would come to him.

FACT #11

The flood began one week after God gave the commands about the lifeforms. (Genesis 7:4)

FACT #12

Noah was 600 years old when the flood waters came. (Genesis 7:6)

Here are some interesting facts about Noah and the Ark. How many did you actually know?

FACT #13

Eight people entered the Ark: Noah, his wife and three sons, and the sons' wives.

FACT #14

The Flood was more than rain. Flood waters opened up from under the earth (Genesis 7:17-18)

FACT #15

The rain fell for 40 days. (Genesis 7:17). However, waters erupted from the earth for 150 days. (Genesis 7:24). God had the waters recede by using strong winds. (Genesis 8:1)

FACT #16

The Ark landed on Mount Ararat, in modern-day Turkey. (Genesis 8:4)

FACT #17

Noah and his family were on the Ark more than a year. After the rains started, it was 371 days from when the rain started to God calling them out of the ark onto dry ground. (Genesis 8:15-16)

FACT #18

The dove and rainbow are the most popular symbols from the Noah's Ark story. A dove brought back an olive branch after several tries, implying dry land somewhere. The rainbow was God's gift to symbolize his promise that he would never flood the world again.



Scriptures to Read: Genesis 6:9-22



This Week We Learned About ...

...Father Noah, who built in the Ark and saved the human race from destruction by following God's commands. Today your children got to experience his exciting life. God told Noah to do something important—to build an Ark that could stay afloat in the biggest natural catastrophe known to mankind. It took many hours, dedication, and a whole lot of faith. God asks us all to do things. How can we follow Noah's great example and reap rewards?



✓ Questions for Kids:

1. How many sons did Noah Have?
A. Three
2. In Noah's time the Earth was corrupt and full of what? **A. violence**
3. How many of God's commands did Noah follow? **A. all of them**

✓ Dinner Table Discussion:

God asked Noah to work hard for something. What is something you have had to work very hard for? Discuss with you family.

Faith requires work, too. Think of some ways we have to work hard for the Lord. They always pay off. What are some things you've done for God that have made you very happy in the long run? Tell the story and discuss them.

Scripture Notes (tuck in lunchboxes, tape to mirrors, etc.):



Now if you obey me fully and keep my covenant, then out of the nations you will be my treasured possession.

Exodus 19:5



This calls for patient endurance on the part of the people of God who keep his commands and remain faithful to Jesus

Revelation 14:12



You are my friends if you do what I command. **John 15:4**

BE DETERMINED LIKE NOAH

QUIZ

Instructions: Write out the scripture and answer the question. Then use your At-A-Glance sheet to solve the other mini puzzles.

Write out the following Bible verse: **Genesis 6:22**

Think of examples of how you can follow God's will when you sense him asking you do to something:


Fill in the squares: Noah's Ark came to rest in this well-known place in Turkey:

Decode the secret words: Noah was this age when he boarded the ark that he made:

XSI DRUHENDR ERASY DLO

--	--	--	--	--	--	--	--	--	--	--	--	--	--	--	--	--	--	--

A picture of yourself on the ark with Noah, asking him a question. What would you want to know from him?



**BE DETERMINED
LIKE NOAH**

CERTIFICATE OF COMPLETION



Biblical Virtues

NAME:

DATE: