

GRADES
K-6

BEATITUDES

Printable Lesson Kit



M **GHTY MESSAGES**

THANK YOU

Thank you for ordering from www.TeachSundaySchool.com. We strive to offer you top notch Bible teaching tools. Feel free to contact us with any questions a marykate@teachsundayschool.com.

HOW TO PRINT

If you are having any trouble printing, here are some helpful tips:

- 1) Adobe Acrobat PDF Reader is the most universal PDF reader and comes standard on most computers. If you are having issues, check to make sure you are using a recent version of Adobe, which is available free online here.
- 2) If for any reason a page is being cut off, when you push the “print” button and the dialogue box pops up, check the box “fit”.

TERMS OF USE

The material enclosed is copyrighted. You do not have resell rights or giveaway rights to the material provided herein. Only customers that have purchased this material are authorized to view it.

Allowed:

You are able to print as many times as you would like for personal, family, or single church/school use. **(Please show this to any printer you may take this to in order to prove that you are not infringing on the copyright by printing this file).**

If you would like to use this file for multiple schools or churches, please email us at marykate@teachsundayschool.com for information on a bundle purchase price.

Not Allowed:

This digital file cannot be given to anyone else. In order to own a digital file, it must be purchased. This file is never to be emailed to anyone else for the purpose of giving it to them or sharing it with them. In order to own a file, it must be purchased.

Do not post this file, or images from this file on a blog, website, or anything like it for the purpose of giving it away or selling it.

Do not change this file in any way.

Do not use all or part of this file for commercial use in any way.

Anything that is not meant for the intended use of this file, which is for personal, family, or single church/school use is not allowed. We are offering this as a digital file for the convenience of our customers. Any abuse of that is not allowed.

If you feel you have obtained an unauthorized copy of this material, please email us at marykate@teachsundayschool.com.

LEGAL NOTICE

While all attempts have been made to verify information provided in this publication, neither the author nor the publisher assumes any responsibility for errors, omissions or contrary interpretation of the subject matter herein. The publisher wants to stress that the information contained herein may be subject to varying state and / or local laws or regulations. All users are advised to retain competent counsel to determine what state and / or local laws or regulations may apply to the user’s particular operation.

The purchaser or reader of this publication assumes responsibility for the use of these materials and information. Adherence to all applicable laws and regulations, federal, state and local, governing professional licensing, operation practices, and all other aspects of operation in the US or any other jurisdiction is the sole responsibility of the purchaser or reader. The publisher and author assume no responsibility or liability whatsoever on the behalf of any purchaser or reader of these materials. Any perceived slights of specific people or organizations is unintentional.

CONTENTS

Lesson Overview	4
Scripture & Lesson	5
Printable Craft	7
Coloring	9
Game	10
Word Search	13
Crossword Puzzle	14
Parent Handout	15
Reference Sheet	16
Learning Lookups	17
Fill-In-The-Blank	18
Answer Key	19
Certificate of Completion	20

BEATITUDES

LESSON OVERVIEW



THE BEATITUDES MIGHTY MESSAGE

The Beatitudes are the opening statements of Jesus' Sermon on the Mount. They are the eight "blessed are..." statements, which are a big part of why we call Christ's message the Good News or Gospel! This lesson on the Beatitudes will give children a great understanding of why they are accepted by God no matter what, but especially if they are suffering, and why they should accept the kind invitation into his family.



How to Use the Lesson Kit:

This kit includes a variety of activities that you can select from to customize your perfect lesson. We suggest beginning with the Scripture Reading & Lesson followed by the Discussion Questions. From there, feel free to mix & match the activities to build your lesson plan based on the time you have allotted and the age level/interests of your kids.



WHAT'S INCLUDED:

- Scripture Reading & Lesson
- Discussion Questions
- Craft
- Coloring Page
- Wordsearch
- Crossword Puzzle
- Learning Lookups Journaling
- Parent Handout
- Quiz
- Reference Sheet
- Certificate of Completion
- Answer Page



MATERIALS LIST:

- Crayons, markers, or colored pencils
- Scissors
- Pencils or pens
- Bibles (electronic or hardcopy)

BEATITUDES

SCRIPTURE & LESSON

EXCERPTS FROM MATTHEW 5:3-12 (NIV)

Read the following excerpts as shown (NIV translation), or read from your chosen Bible translation:



MATTHEW 5:3-12

- ³ “Blessed are the poor in spirit,
for theirs is the kingdom of heaven.
- ⁴ Blessed are those who mourn,
for they will be comforted.
- ⁵ Blessed are the meek,
for they will inherit the earth.
- ⁶ Blessed are those who hunger and thirst for righteousness,
for they will be filled.
- ⁷ Blessed are the merciful,
for they will be shown mercy.
- ⁸ Blessed are the pure in heart,
for they will see God.
- ⁹ Blessed are the peacemakers,
for they will be called children of God.
- ¹⁰ Blessed are those who are persecuted because of righteousness,
for theirs is the kingdom of heaven.
- ¹¹ “Blessed are you when people insult you, persecute you and falsely say all kinds of evil against you because of me.
- ¹² Rejoice and be glad, because great is your reward in heaven, for in the same way they persecuted the prophets who were before you.

Questions for Children about the Beatitudes

1. “Poor in spirit” means a lot of things. It means a person is sad. It means they may have been sad for a long time. It means life has not been kind to them. Who do you know that might qualify as poor in spirit?
2. To mourn means to miss something or someone so much that it makes you want to cry. What place, person, or animal have you mourned for? What does Jesus say about those who mourn? ***They will be comforted.***
3. People consider the Sermon on the Mount the “fire rocket” of the Good News that comes from Jesus. Before he came, a lot of people thought that poor people, sick people, or handicapped people were being punished by God and that God didn’t like them. Because of Jesus, what do we think of those people? ***They are welcomed by God. They got dealt a bad hand, but God wants to embrace them and make it up to them. He wants to give them extra special things in heaven as well.***



TEACHER’S MIGHTY MESSAGE

Jesus opened his first and biggest lesson for the people with the Beatitudes. It is called the Sermon on the Mount. They are found in the Gospels of Matthew and Luke. There are eight Beatitudes.

Each Beatitude starts with “blessed are,” which are called the condition. Each ends with a result. A total example is the first: “Blessed are the poor in spirit (condition), for theirs is the kingdom of heaven (result).”

The people of Jesus’ time were often poor and hopeless. They were made to feel that they weren’t good enough and that God didn’t like them much. So, when Jesus started saying things like blessed are you, and heaven will be yours someday, people were overjoyed. Nobody ever cared about them before! They thought only the religious priests and leaders could be assured of getting into heaven.

To hear that God wanted to comfort those whose lives were hard, people thought that was fantastic. That’s what the second Beatitude says.

The Beatitudes still do the same thing today. The Beatitudes tell people that God loves them, wants to help them on planet earth, and bring them into the kingdom of heaven someday. They are as much for us as they were for the mourning, stressed-out people of Jesus’ time.



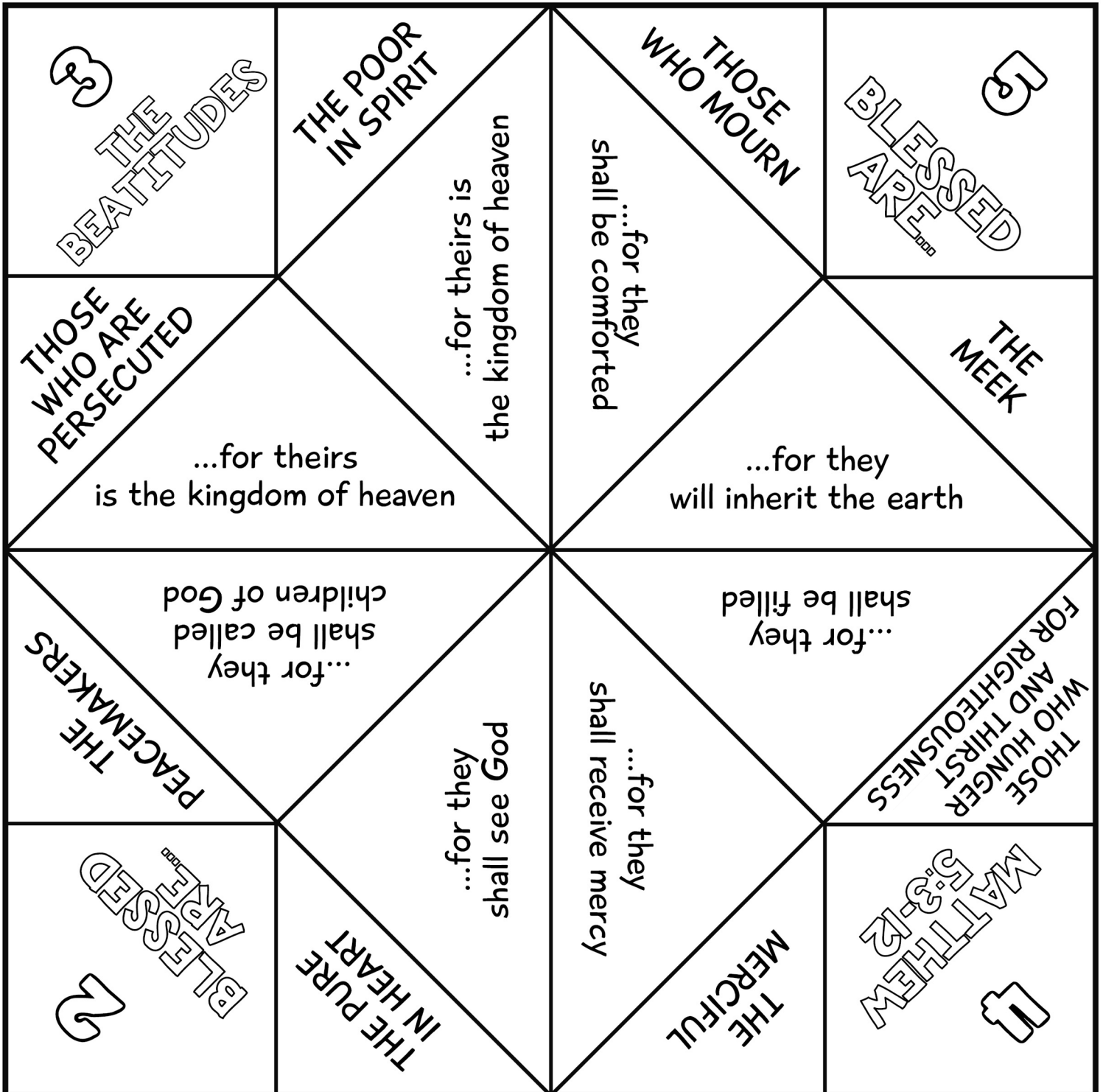
BEATITUDES

PRINTABLE CRAFT: COOTIE CATCHER



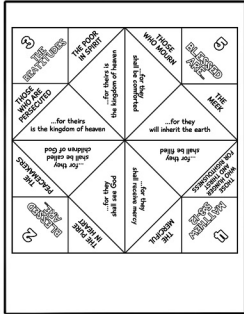
MATERIALS:

- White paper or card stock
- Coloring utensils (optional)
- Scissors

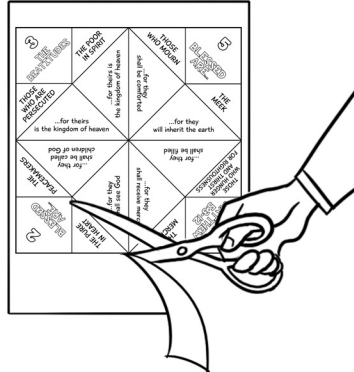


COOTIE CATCHER INSTRUCTIONS

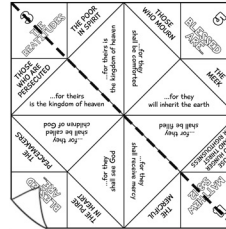
1.) Print out the Cootie Catcher.



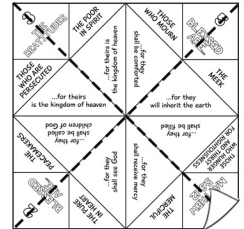
2.) Cut out the Cootie Catcher on the outside line.



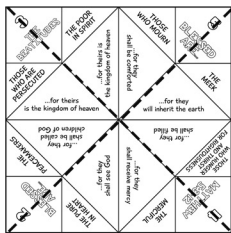
3.) Fold two opposite diagonal corners together, then open back up.



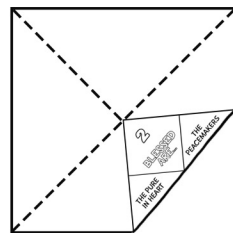
4.) Fold the other two opposite corners together, then open back up.



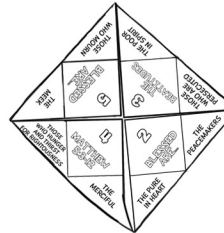
5.) You should have two folded lines that intersect at the center of the paper.



6.) Turn paper over so the printed side is down. Fold all four corners to the center of the paper.



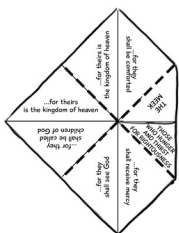
7.) When all four corners are folded, your Catcher will look like this.



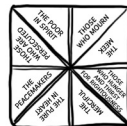
8.) Turn your catcher over so numbers are face down.



9.) Again, fold all four corners to the center of the paper.



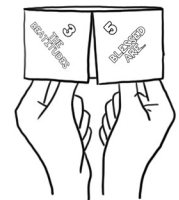
10.) When all four corners are folded, your catcher will look like this.



11.) Fold any two sides together. Make sure the numbers are in the inside, images on the outside.




12.) Slide your thumbs and fingers under the four flaps.



13.) Finally, rotate your hands, bringing your thumbs and index fingers together. The Cootie Catcher should expand. The number triangles will disappear inside, like the middle of a flower when the petals close. Then open and play!







MERCIFUL



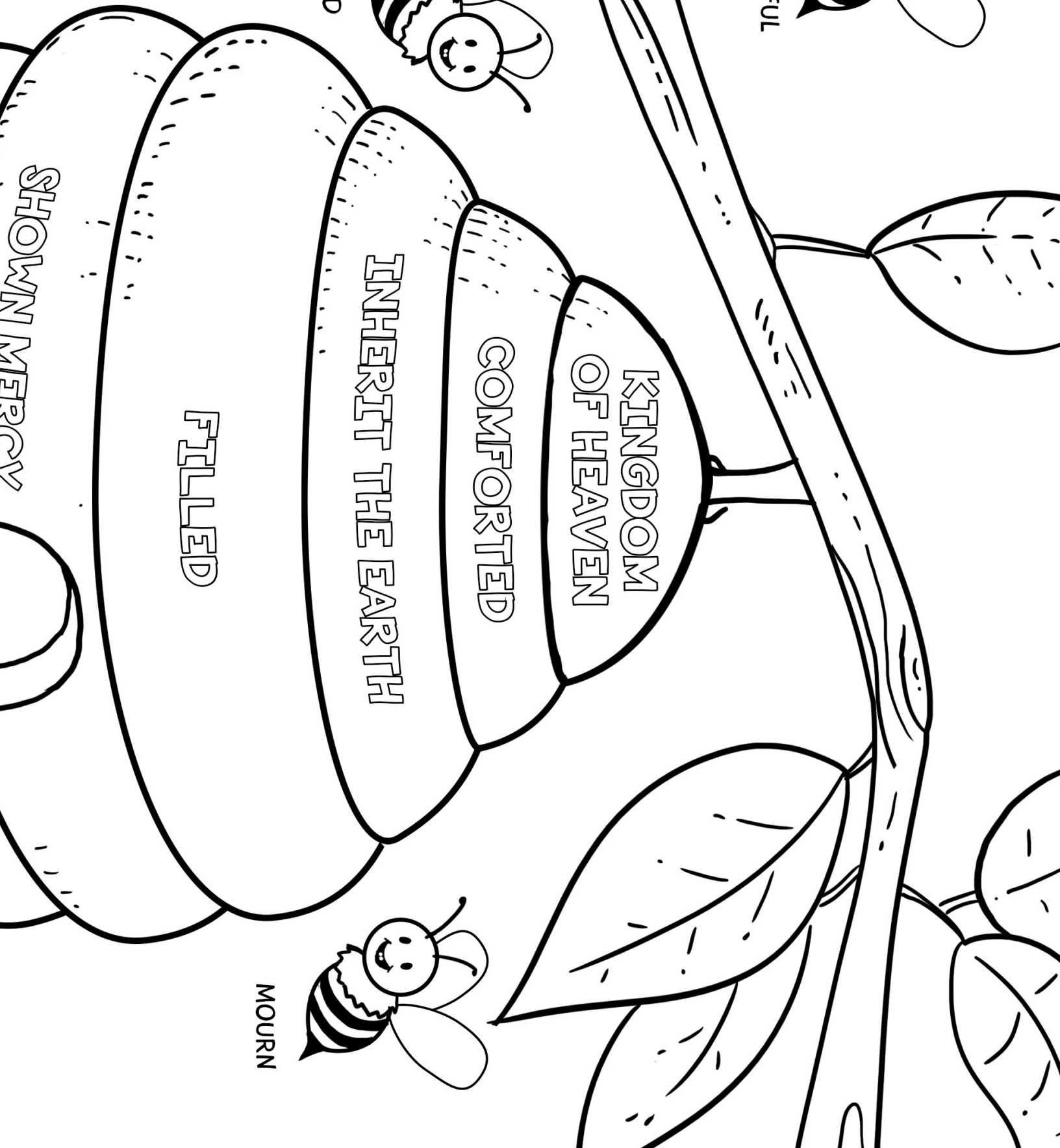
PERSECUTED



MOURN



MEEK



KINGDOM
OF HEAVEN

COMFORTED

INHERIT THE EARTH

FILLED

SHOWN MERCY

EIGHT PIE SLICES TO LEARN EIGHT BEATITUDES

A pie has eight slices. As there are eight Beatitudes, it will help students learn all the beatitudes, both the “conditions” and “results” mentioned in the lesson.

OBJECTIVE:

Be the first student to finish both sides of the Beatitude pie.



MATERIALS:

- 8 Pie Slices file
- Beatitudes—
Matthew 5:3-10 File
- Scissors
- Ziploc bag



PREPARATION:

1. Print a copy of the 8 Pie Slices file for each student.
2. Print out a copy of The Beatitudes file. Print out two if you have more than four students.
3. Have your Ziploc bag handy to store all game pieces for general use.



INSTRUCTIONS:

1. Have each student cut out their 16 pieces.
2. Have all students make a big pile of all their slices.
3. Students should form a pie with the first parts of each verse facing up.
4. Then they should put all pieces back in the center, starting over. This time they should form a pie with the second parts of each verse showing.
5. Have a copy of the Beatitudes on display for the first few rounds. Then take it away.

INTRODUCTION

In the early church, people shared all their possessions. In keeping, we are sharing all our Beatitudes. Everyone needs to find the eight conditions as well as the eight results. Then make up both sides of the pie. Jesus said “blessed are those who hunger and thirst for righteousness, for they shall be filled.” You’ll create a pie that will never stop feeding your spirit. Let’s see who can finish first!

RULES:

1. Students must have all the Beatitudes in order, going clockwise.
2. The student who finishes first gets a point. The first student to get five points wins.



The Beatitudes—Matthew 5:3-10

³ “Blessed are the poor in spirit,
for theirs is the kingdom of heaven.

⁴ Blessed are those who mourn,
for they will be comforted.

⁵ Blessed are the meek,
for they will inherit the earth.

⁶ Blessed are those who hunger & thirst for righteousness,
for they will be filled.

⁷ Blessed are the merciful,
for they will be shown mercy.

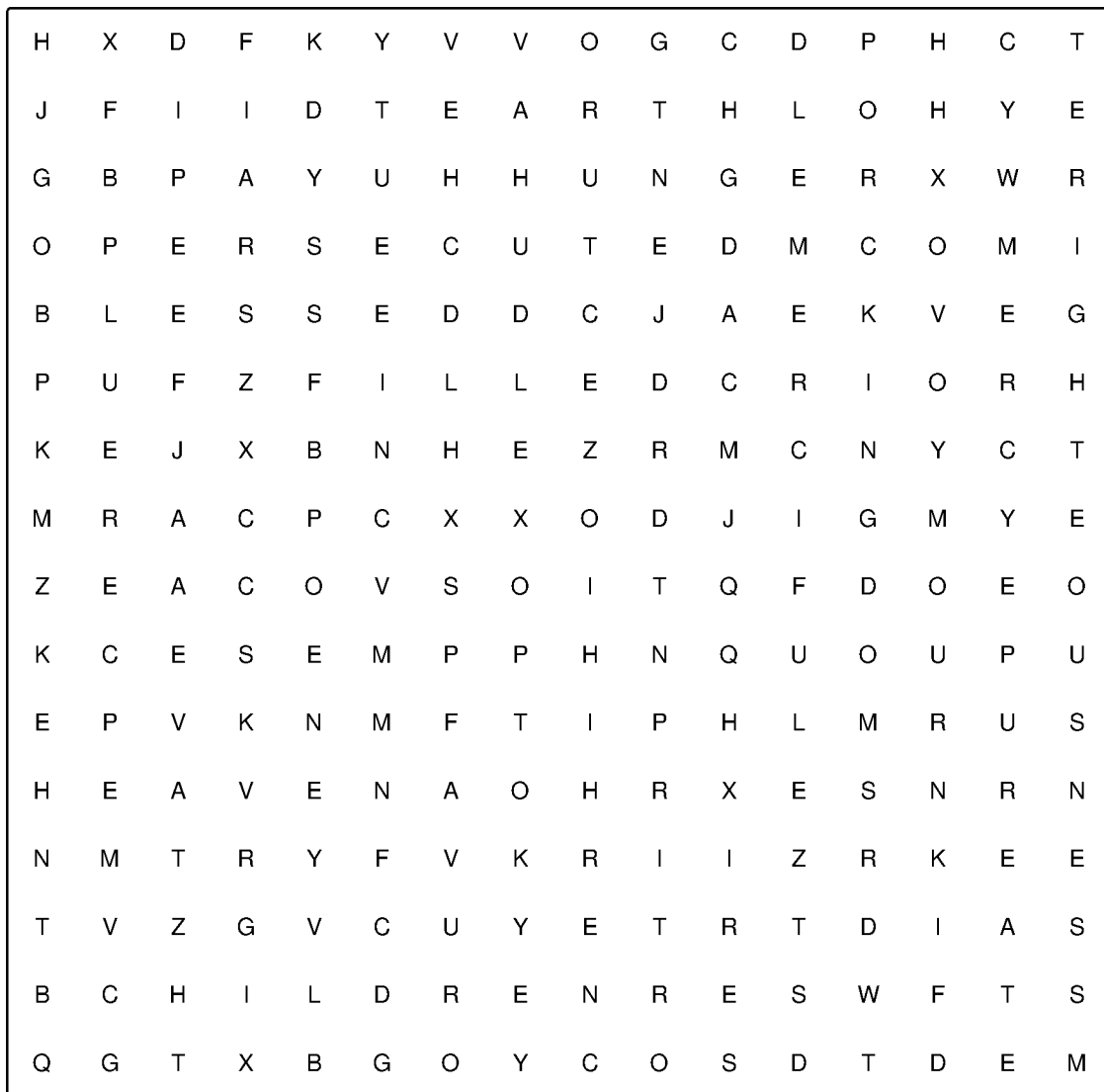
⁸ Blessed are the pure in heart,
for they will see God.

⁹ Blessed are the peacemakers,
for they will be called children of God.

BEATITUDES

WORD SEARCH

While there are only eight Beatitudes, there are lots of important words in both the “conditions” and “results”. See how many you can find in the word-search puzzle.



Words to Find:

POOR
SPIRIT
KINGDOM
HEAVEN
BLESSED

MOURN
COMFORTED
MEEK
INHERIT
EARTH


HUNGER
THIRST
RIGHTEOUSNESS
FILLED
MERCIFUL

MERCY
PURE
PEACEMAKERS
CHILDREN
PERSECUTED

BEATITUDES

CROSSWORD PUZZLE

Use the At-A-Glance sheet, Important Facts About the Beatitudes, to fill in the crossword puzzle.



Across

1. Sermon on the....
3. Politicians were this in Jesus' day
4. These types of leaders discouraged people spiritually
5. Beatitudes were Jesus' way of talking to people about their....
10. Blessed are the pure in this
12. The religious leaders often made the people feel this

Down

2. Number of Beatitudes
3. The first part of a Beatitude
4. The end part of a Beatitude
6. Suffering will end with these given out in heaven
7. There was not a lot of this type of speech
9. People's reaction to Jesus' message of God's love and heaven

BEATITUDES

PARENT HANDOUT



Scriptures to Read: Matthew 5:3-12



This Week We Learned About ...

The Beatitudes are the opening statements of Jesus' Sermon on the Mount, though he spoke these and similar statements often. Some are also recorded in the Book of Luke. In the opening of Matthew 5 are the eight "blessed are..." statements, which are a big part of why we call Christ's message the Good News or Gospel! This week's lesson on the Beatitudes gave the children a better understanding of why they are accepted by God no matter what, but especially if they are suffering, and why they should accept the kind invitation into his family.



✓ Questions for Kids:

1. What will God do if you mourn? **A. Comfort you.**
2. What will God call you when you make peace among arguing people? **A. His child.**
3. Who inherits God's kingdom? **A. Those who aren't afraid to stand up for God and Jesus**

✓ Dinner Table Discussion:

In Jesus' day certain people were seen as The last beatitude reads, Blessed are those who are persecuted because of righteousness, for theirs is the kingdom of heaven. What does this passage teach you about suffering for your faith?

God also wants to care for us when we are suffering about anything. How have you been comforted by God in the past? What happened? What are some ways you like to be comfort to others?

Scripture Notes (tuck in lunchboxes, tape to mirrors, etc.):



He heals the broken hearted and binds up their wounds.
Psalm 147:3



Blessed are those who mourn, for they shall be comforted.
Matthew 5:4



You shall increase my greatness and comfort me on every side.
Proverbs 71:21

BEATITUDES

IMPORTANT FACTS ABOUT THE BEATITUDES

1. Jesus opened his first and biggest lesson for the people with the Beatitudes. It is called the **Sermon on the Mount**.

2. They are found in **Chapter 5 of Matthew**.

3. There are **eight** Beatitudes.

4. Each Beatitude starts with “blessed are,” which are called the **condition**.

5. Each ends with a **result**. A total example is the first: “Blessed are the poor in spirit (condition), for theirs is the kingdom of heaven (result).”

6. All the Beatitudes are Jesus’ way of **talking to people about their suffering**.

7. He is telling them that **their suffering will end someday with great rewards from God**.

8. This was a **great message for people of Jesus’ time**. Politicians were very corrupt. Religious leaders thought you had to follow hundreds of rules in order to please God. Some religious leaders were telling people there was no life after death.

9. The **economic climate in Israel was pretty horrible**. Taxes were very high. Tax collectors were corrupt and the Roman government didn’t care and didn’t interfere. Everyone was afraid.

10. There was not a lot of freedom of speech. Jews - and Jesus was one - were persecuted by the Roman government. They were not allowed to meet together anywhere except where Romans said they could, in state-sanctioned synagogues. You could get arrested for saying the wrong thing.

11. Some religious leaders made people think they could never get into heaven or see God after they died. They would either go to an unhappy place or simply cease to exist. **The people were hopeless**. They were made to feel that they weren’t good enough and that God didn’t like them much.

12. So, when Jesus started saying things like blessed are you, and heaven will be yours someday, **people were overjoyed**. That’s what the first Beatitude says.

13. They often mourned their existence, so to hear that God wanted to comfort those in mourning, **people thought that was fantastic**. That’s what the second Beatitude says.

14. When Jesus said “blessed are the pure in heart,” **people thought that was amazing**. They had always wanted purity of heart and tried for it, but religious leaders had them believing that God cared about following rules, not about people’s hearts. That’s what the third Beatitude argues against.

15. The Beatitudes still do the same thing today. The Beatitudes tell people that God loves them, wants to help them on planet earth, and bring them into the kingdom of heaven someday. They are as much for us as they were for the mourning, stressed-out people of Jesus’s time.

Lookup: Matthew 5:3-11. Write down verse 11.

Lookup: Luke 6:20-26. Write down 24 & 25.

Most people use the Beatitudes in Matthew rather than Christ's similar statements in Luke. Compare the two. Which set is scarier for selfish people? Which reads better for humble people?

Create a prayer below. Speak to God and write it. Ask God to give you a heart so that one day, all your money and your possessions will belong to him:

BEATITUDES

QUIZ



Use the Beatitudes from Matthew 5:3-11 to fill in the blanks and learn more about God's people.

BEATITUDE FILL-IN-THE-BLANKS

1. Blessed are those that hunger and thirst after

2. Blessed are they that

3. The merciful shall receive

4. The Sermon on the Mount is found in the Gospels of Luke and ...

5. Twice the Beatitudes say, "for theirs is the kingdom of ... "

6. Pure in heart will see

7. Blessed are the poor in

8. These will be called children of God.

9. People who are this shall inherit the earth.

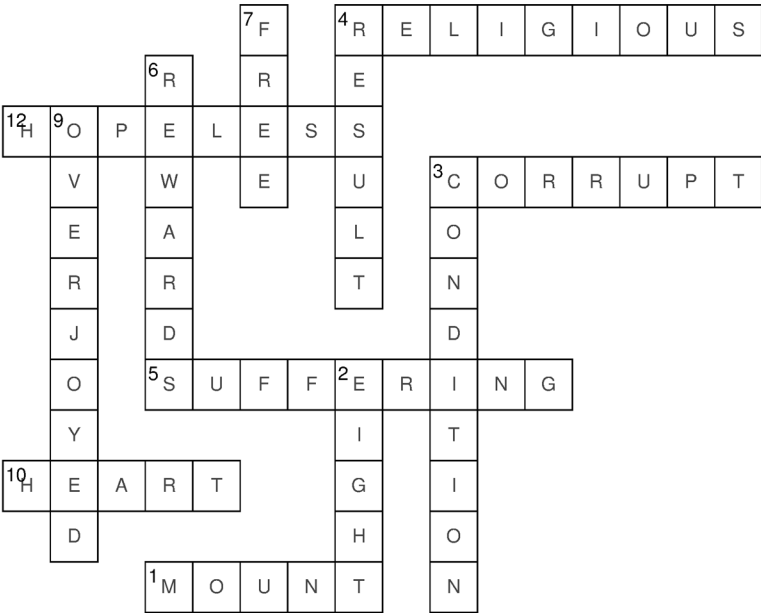

Heaven
God
Spirit

Peacemakers
Righteousness
Mourn

Meek
Mercy
Matthew

BEATITUDES

ANSWER KEY



BEAT IT UDES

CERTIFICATE OF COMPLETION

NAME:

DATE:

