

GRADES
K-6

BE LOYAL LIKE ABRAHAM

Biblical Virtues

Printable Lesson Kit



M **GHTY MESSAGES**

THANK YOU

Thank you for ordering from www.TeachSundaySchool.com. We strive to offer you top notch Bible teaching tools. Feel free to contact us with any questions a marykate@teach sundayschool.com.

HOW TO PRINT

If you are having any trouble printing, here are some helpful tips:

- 1) Adobe Acrobat PDF Reader is the most universal PDF reader and comes standard on most computers. If you are having issues, check to make sure you are using a recent version of Adobe, which is available free online here.
- 2) If for any reason a page is being cut off, when you push the “print” button and the dialogue box pops up, check the box “fit”.

TERMS OF USE

The material enclosed is copyrighted. You do not have resell rights or giveaway rights to the material provided herein. Only customers that have purchased this material are authorized to view it.

Allowed:

You are able to print as many times as you would like for personal, family, or single church/school use. (Please show this to any printer you may take this to in order to prove that you are not infringing on the copyright by printing this file).

If you would like to use this file for multiple schools or churches, please email us at marykate@teach sundayschool.com for information on a bundle purchase price.

Not Allowed:

This digital file cannot be given to anyone else. In order to own a digital file, it must be purchased. This file is never to be emailed to anyone else for the purpose of giving it to them or sharing it with them. In order to own a file, it must be purchased.

Do not post this file, or images from this file on a blog, website, or anything like it for the purpose of giving it away or selling it.

Do not change this file in any way.

Do not use all or part of this file for commercial use in any way.

Anything that is not meant for the intended use of this file, which is for personal, family, or single church/school use is not allowed. We are offering this as a digital file for the convenience of our customers. Any abuse of that is not allowed.

If you feel you have obtained an unauthorized copy of this material, please email us at marykate@teach sundayschool.com.

LEGAL NOTICE

While all attempts have been made to verify information provided in this publication, neither the author nor the publisher assumes any responsibility for errors, omissions or contrary interpretation of the subject matter herein. The publisher wants to stress that the information contained herein may be subject to varying state and / or local laws or regulations. All users are advised to retain competent counsel to determine what state and / or local laws or regulations may apply to the user’s particular operation.

The purchaser or reader of this publication assumes responsibility for the use of these materials and information. Adherence to all applicable laws and regulations, federal, state and local, governing professional licensing, operation practices, and all other aspects of operation in the US or any other jurisdiction is the sole responsibility of the purchaser or reader. The publisher and author assume no responsibility or liability whatsoever on the behalf of any purchaser or reader of these materials. Any perceived slights of specific people or organizations is unintentional.

CONTENTS

Lesson Overview	4
Scripture & Lesson	5
Printable Craft	7
Game	10
Word Search	11
Crossword Puzzle	12
At-A-Glance	13
Parent Handout	14
Quiz	15
Answer Key	16
Certificate of Completion	17

BE LOYAL LIKE ABRAHAM

LESSON OVERVIEW

BE LOYAL LIKE ABRAHAM

This lesson involves a lesser-known story of the famous Father Abraham—when he rescued his nephew Lot from fierce armies, not certain of how he would accomplish such a feat. Abraham showed loyalty at a time when his own life was surely in danger. We also want to show loyalty to family, God, Jesus, and godly friends when making our choices in life.

How to Use the Lesson Kit:

This kit includes a variety of activities that you can select from to customize your perfect lesson. We suggest beginning with the Scripture Reading & Lesson followed by the Discussion Questions. From there, feel free to mix & match the activities to build your lesson plan based on the time you have allotted and the age level/interests of your kids.



WHAT'S INCLUDED:

- Scripture Reading & Lesson
- Discussion Questions
- Printable Craft
- Game
- Coloring Page
- Wordsearch
- Crossword Puzzle
- Learning Lookups Journaling
- Parent Handout
- Quiz
- Reference Sheet
- Certificate of Completion
- Answer Page



MATERIALS LIST:

- Crayons
- Glue sticks
- Scissors
- Clothesline—Ten feet long at least (game)
- Stopwatch like the one on a smartphone (game)
- Safety Pin
- Tape
- Stapler
- Pencils or pens
- White Cardstock or Paper
- Bibles (electronic or hardcopy)

BE LOYAL LIKE ABRAHAM

SCRIPTURE & LESSON

PASSAGE (NIV): GENESIS 14:11-20

Read the following excerpts as shown (NIV translation), or read from your chosen Bible translation:



Background:

In this passage, five kingdoms have joined together to fight against four kingdoms. They are fighting in the valley of Siddim, near the region where Father Abraham had recently moved, which God had promised would become Israel. The story occurs before God changed Abram's name to Abraham.

The warring sides were like this:

- the kings of Sodom, Gomorrah, Admah, Zeboyim and Bela
- versus
- the kings of Elam, Goyim, Shinar and Ell asar

So five kings fought against four.



¹¹ The four kings seized all the goods of Sodom and Gomorrah and all their food; then they went away. ¹² They also carried off Abram's nephew Lot and his possessions, since he was living in Sodom.

¹³ A man who had escaped came and reported this to Abram the Hebrew. Now Abram was living near the great trees of Mamre the Amorite, a brother of Eshkol and Aner, all of whom were allied with Abram. ¹⁴ When Abram heard that his relative had been taken captive, he called out the 318 trained men born in his household and went in pursuit as far as Dan. ¹⁵ During the night Abram divided his men to attack them and he routed them, pursuing them as far as Hobah, north of Damascus. ¹⁶ He recovered all the goods and brought back his relative Lot and his possessions, together with the women and the other people.

¹⁷ After Abram returned from defeating Kedorlaomer and the kings allied with him, the king of Sodom came out to meet him in the Valley of Shaveh (that is, the King's Valley).

¹⁸ Then Melchizedek king of Salem brought out bread and wine. He was priest of God Most High, ¹⁹ and he blessed Abram, saying,

“Blessed be Abram by God Most High,
Creator of heaven and earth.

²⁰ And praise be to God Most High,
who delivered your enemies into your hand.”

Questions for Children

1. Abraham knew there was a bloody war going on involving nine kingdoms. What did he do when he heard his beloved relative Lot had been taken? *He went after him.*
2. How many men did Abraham take with him? 318. In a war involving this many armies, would he have any idea that 318 would be enough? *No.*
3. How would you feel if someone kidnapped a relative of yours? Take answers. Has God ever asked you to stand up for someone who was picked on? *Tell what happened and whether you were able to help.*



TEACHER'S MIGHTY MESSAGE

Abraham was angry. Brutal armies had taken his beloved nephew Lot. In faith that God had spoken, the two men had brought their families to what would later become the Promised Land. They had believed God together, and so they were very close.

Abraham was not sure he could defeat any army holding Lot. He wasn't sure of what had become of all the wealth Lot had earned from his hard work with sheep and goats. There were no satellite photos in those days, no TV news, or Internet clips to help him see what danger lay ahead.

Like a lot of us, Abraham did not know how things would end when he started at the beginning. But Abraham was loyal. He would do whatever he could to protect a deserving relative.

If he were captured, he would have wanted a friend or relative to come and free him. Though it was probably very scary, Abraham used the Golden Rule.

When we see someone suffering, we should use the Golden Rule as well. We don't need to chase down a kidnapper—that would be for the police. But there are other ways to free people from their suffering. We sometimes see people being picked on, persecuted, tormented, teased, or bullied.

How would we feel if we were victim? Would we want someone to stand up for us? What are some things we can do stand up for people who are being hurt? *Tell the teacher or a parent; try to move them out of the way; say something nice to them; tell the bully he needs to stop.*

The king of Salem honored Abraham in a way that is still being read about 4,000 years later. We can rest assured that God will see our loyalty, and our reward will come to us at just the right time.





MATERIALS:

- Rescue Squad Hat and Badge Printable Craft File (two pages)
- White Cardstock or Paper
- Coloring Utensils
- Scissors
- Glue
- Safety Pin
- Tape
- Stapler





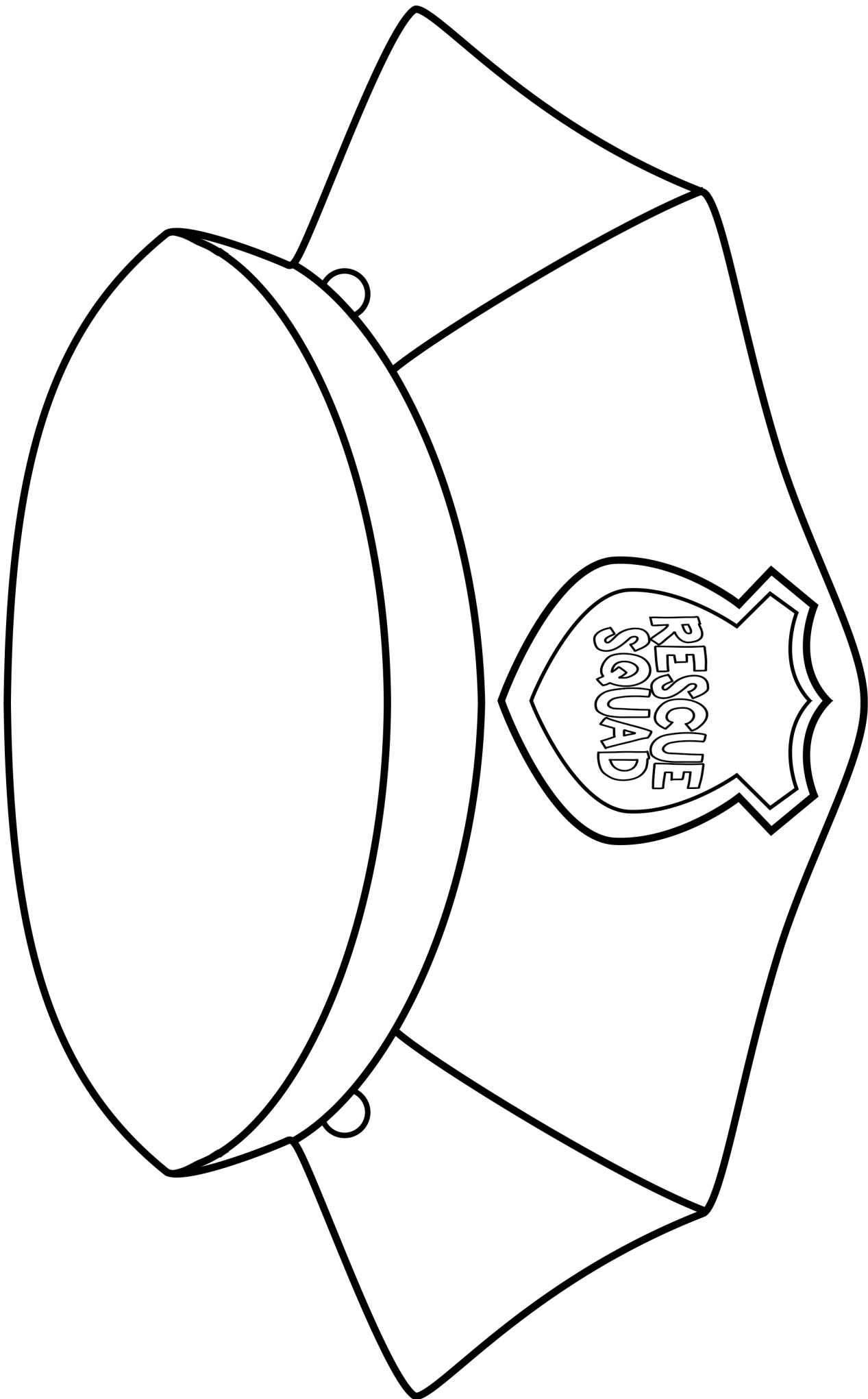

PREPARATION:



- Print one copy of Rescue Squad Printable Craft per student

INSTRUCTIONS:

1. Color pages as desired
2. Carefully cut hat, hat bands, and badge
3. To form Rescue Squad Hat: Glue hat bands to the side of hat. Size each hat by wrapping pieces around each child's head. Then remove hat and staple pieces together
4. To form badge: Have each child add name to front. Open safety pin, and making sure pin is facing out, tape pin to back of badge
5. Dress each child with Hat and Badge







THE GREAT RESCUE

Have students rescue a friend from danger and put on some of Abraham's courage in rescuing his nephew in this game of untying a web that binds.



MATERIALS:

- Clothesline—Ten feet long at least
- Stopwatch - like the one on a smartphone



INSTRUCTIONS:

1. Have one selected student stand in the center of your play area. Tie the rope around his waist, tight enough so that it can't slip DOWN. Then go around him at least 15 times from his ankles to his waist, capturing his hands also. Then place strategic knots all over with the remaining rope so that you have 10 loose knots or loops.
2. Be careful to go no higher than his waist, as you don't want rope anywhere near the neck.
3. When you say GO! other students must work to untangle the web of knots and rope. Once they get it down to just the knot around his waist, they can lead him to the edge of the play area, which is safety.
4. If they complete the task in less than the time allotted, they win.
5. Play several rounds with other children as the captive. If you have enough students, let them compete against each other on teams.

Introduction:

“Let's see how long it takes you to rescue a friend from danger. You're working against the evil kings, sort of like Abraham and his men, which in this case, are the clock. You have 90 seconds to free your friend, or the bad guys win!”

Conclusion:

“Next time you have a friend in need—who is suffering, sad, persecuted, or bullied—remember this game. Helping that person to a better situation may require untying a few knots. Think of Father Abraham not knowing how he would complete a task he knew God wanted him to do.”



WORD SEARCH

Instructions: Abraham was known for many wonderful traits. Pick out 15 of them below.

Y	O	P	I	I	Y	W	D	I	P	L	O	M	A	C	Y
Q	D	M	C	S	Z	J	D	T	L	O	Y	A	L	T	Y
S	I	E	T	O	T	W	G	A	B	L	E	B	H	O	F
C	G	N	P	C	U	D	N	B	A	T	B	Z	U	K	S
F	B	I	T	E	H	R	S	G	O	Q	F	Y	M	Q	J
E	L	G	C	E	N	E	T	G	N	H	A	T	I	M	K
A	I	J	E	B	L	D	E	E	P	X	I	N	L	O	Z
R	K	T	E	N	S	L	A	R	O	W	T	A	I	L	V
L	E	O	A	Q	E	P	I	B	F	U	H	O	T	E	M
E	A	Q	A	C	E	R	K	G	I	U	S	I	Y	H	X
S	B	K	E	R	Y	Y	O	S	E	L	L	N	K	Y	G
S	I	A	I	G	L	I	J	S	Z	N	I	N	E	B	Z
N	L	U	W	O	T	A	T	F	I	G	C	T	E	S	B
E	I	V	M	E	H	Q	Y	G	U	T	P	E	Y	S	S
S	T	S	I	N	C	E	R	I	T	Y	Y	G	T	F	S
S	Y	V	K	P	E	R	S	I	S	T	E	N	C	E	R

Words to Find:

FAITH
LOYALTY
PERSISTENCE
DIPLOMACY

FEARLESSNESS
HUMILITY
INTELLIGENCE


GENEROSITY
DEPENDABILITY
LIKEABILITY

CHEERFULNESS
COURTEOUSNESS
SINCERITY



CROSSWORD PUZZLE

Instructions: Use your At-A-Glance sheet to fill in the answers to the crossword below.



Across

- 3. Name of Abraham's first son
- 7. Age of Abraham when Isaac was born
- 8. Abraham believed God, and it was credited to him as this.
- 9. Abraham was mentioned in Galatians 3 as being a man of this virtue

Down

- 1. Name of Abraham's father
- 2. The interim city between Ur and the Promised Land
- 3. Name of Abraham's son who carries the line to Christ
- 4. Name of Ishmael's mother
- 5. Abraham's wife's name

BE LOYAL LIKE ABRAHAM

AT A GLANCE: ALL ABOUT FATHER ABRAHAM



CHILDHOOD:

- Abraham's family was from Ur, a very influential city in Mesopotamia.
- His father, Terah, took the family north to Harran, which is where God spoke to him about moving to Canaan to become a great nation. Canaan would eventually become the Promised Land of Israel.



MARRIED: SARAH

- Abraham married Sarah, who gave birth to his famous son Isaac. Isaac is mentioned in Luke 3 as carrying the bloodline to Jesus.
- He also had another child, Ishmael, with Sarah's servant Hagar. It is believed that Ishmael's descendants became the people of Arabia, while Isaac's descendants became the people of Israel.
- Abraham also married Keturah, and had several children with her. But he left his entire estate to Isaac.

Birth of Jesus

Birth: Approx. 2166 BC

2000's AD

Death: Approx. 1991 BC

CLAIMS TO FAME:

- 1 Abraham became father of Isaac, even though his wife was 90 and he was 100.
- 2 Abraham obeyed God when asked to sacrifice his son Isaac, only to have God intervene and provide a ram as a substitute.

FAMOUS QUOTES:

"Abraham believed God and it was credited to him as righteousness." *Romans 4:3*

"Now then that it is those of faith who are the sons of Abraham. And the Scripture, foreseeing that God would justify the Gentiles by faith, preached the gospel beforehand to Abraham, saying, 'In you shall all the nations be blessed.' So then, those who are of faith are blessed along with Abraham, the man of faith." *Galatians 3:7-9*



Bible Lookups: James 2:23, Genesis 12, Hebrews 11:8

BE LOYAL LIKE ABRAHAM

PARENT HANDOUT



Scriptures to Read: Genesis 14:11-20



This Week We Learned About ...

...Father Abraham's faith. It is spelled out in Hebrews 11: 8—"By faith Abraham, when called to go to a place he would later receive as his inheritance, obeyed and went, even though he did not know where he was going." Oftentimes God asks us to do something that can take us far out of our comfort zone. Having to move (what he asked Abraham) is just a symbol for all those things we tend to fear when doing God's will. Will we end up looking foolish? Will people laugh at us or reject us? God's promises are forever, and if we follow his leading and wait for the promises delivered, he will not disappoint!



✓ Questions for Kids:

1. What was the name of Abraham's nephew?
A. Lot
2. In what town was Abraham's nephew living?
A. Sodom
3. What did God do to show his love for Abram? **A. Delivered his enemies into his hand.**

✓ Dinner Table Discussion:

Think of a time you had to do something uncomfortable because you are a Christian. Tell the story of what happened. How did you feel? What was the outcome?

Christians are called to do things that might seem strange to other people every day. Sometimes we have to love when others want to be mean, sometimes we have to share when we don't want to. Sometimes we have to say no to things that other kids are allowed to do. List some things you might have to do or not do in your future because you are a Christian. How do you plan to handle those situations? Discuss.

Scripture Notes (tuck in lunchboxes, tape to mirrors, etc.):



*"Blessed be Abram by God Most High,
Creator of heaven and earth.
And praise be to God Most High,
who delivered your enemies into your hand."*
Genesis 14:19-20



Now Faith is the assurance of things hope for, the conviction of things not seen. **Hebrews 11:1**



That your faith might not rest in the wisdom of men but in the Power of God. **1 Corinthians 2:5**



Instructions: Write out the scripture, then answer the journal question below. Find the answers to the mini--puzzles, and then draw the picture, answering the question.

Write out the following Bible verse: **Galatians 3:7-9**

Think of a person you can help “rescue” from some kind of persecution or other suffering.

Say what you can do:

Fill in the squares: In the story of Abraham saving Lot, from Genesis 14, this famous king of Salem blessed Abraham after he rescued Lot:

Decode the secret words: Of the nine kings involved in the war in Genesis 14, determine which three are below by descrambling their names

DOOMS RAMOGROH IMIZOBE

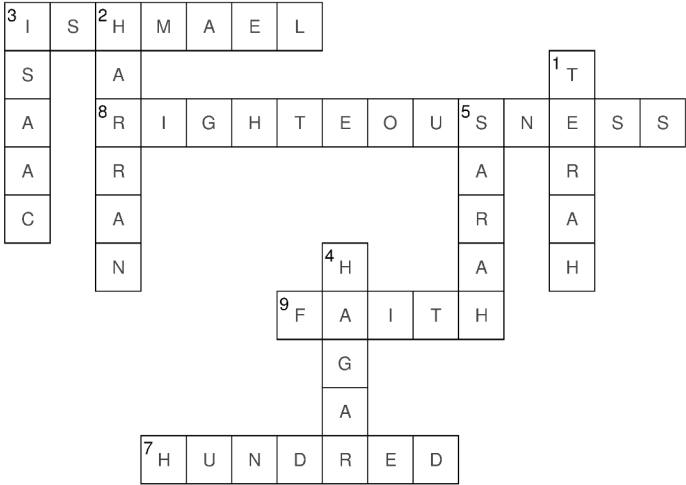

--	--	--	--	--

--	--	--	--	--	--	--	--	--

--	--	--	--	--	--	--	--	--	--

Draw yourself with Father Abraham and his nephew Lot after this great rescue. If you could ask him any question, what would it be?





Teacher's QUIZ ANSWERS in order:

- 1) Melchizedek
- 2) Sodom, Gomorrah, Zeboyim

BE LOYAL
LIKE ABRAHAM

CERTIFICATE OF COMPLETION



Biblical Virtues

NAME:

DATE: